

# Incorporated Village of Bellport

## ANNUAL BUDGET

June 1, 2026 - May 31, 2027

Adopted April 27, 2026



**Maureen Veitch, Mayor**

Nathan Rohrmeier, Deputy Mayor

Lorraine Kuehn, Trustee

Michael Young, Trustee

Dan Polner, Trustee

Mary Pontieri, Village Clerk

Darcia Palmer-Akhimien, Treasurer



# Incorporated Village of Bellport

Adopted Budget for Fiscal Year 2026-27

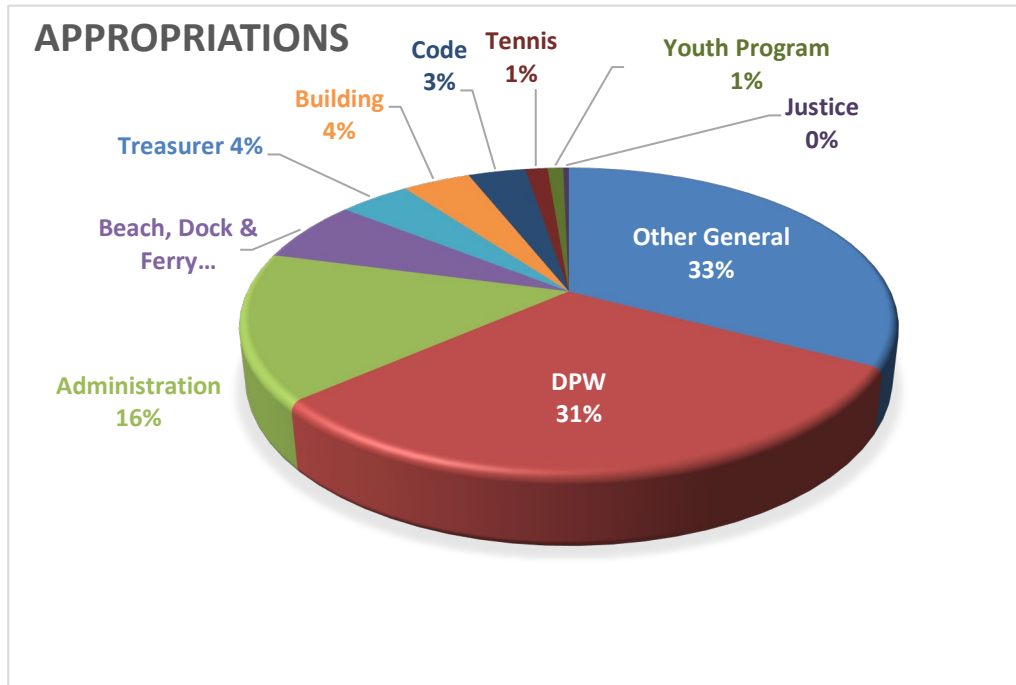
June 1, 2026 - May 31, 2027

## Table of Contents

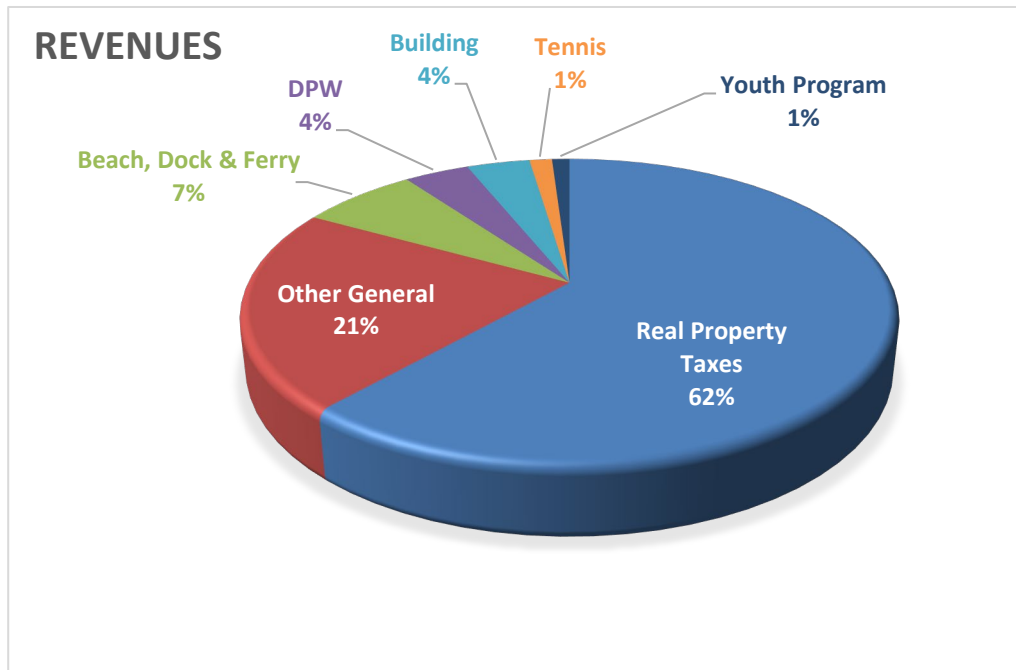
<b><u>GENERAL FUND</u></b>	<b><u>PAGE(S)</u></b>
<b>Graphical Depiction</b>	<b>1</b>
<b>Budget Summary</b>	<b>2</b>
<b>Taxable Values &amp; Tax Rates</b>	<b>2</b>
<b>Summary of Appropriations</b>	<b>3 - 6</b>
<b>Appropriations and Revenues:</b>	
Other General	<b>7 - 9</b>
Administration	<b>10 - 20</b>
Treasurer	<b>21 - 25</b>
Safety Inspection (Building)	<b>26 - 28</b>
Department of Public works	<b>29 -38</b>
Beack, Dock & Ferry	<b>39 - 45</b>
Public Safety (Code Enforcement)	<b>46 - 47</b>
Justice	<b>48 - 49</b>
Tennis	<b>50 - 52</b>
Youth Program	<b>53 - 55</b>
<b>Schedule of Salaries &amp; Wages</b>	<b>56 - 58</b>
<b>Capital Projects - 5 Year Plan</b>	<b>59 - 63</b>
<b>Debt Service</b>	<b>64 - 66</b>
<b><u>ENTERPRISE FUND</u></b>	
<b>Graphical Depiction</b>	<b>67 - 68</b>
<b>Budget Summary</b>	<b>69</b>
<b>Summary of Appropriations</b>	<b>70 - 71</b>
<b>Appropriations and Revenues:</b>	
Appropriation Summary	<b>72 - 73</b>
Golf Course	<b>74</b>
Pro Shop	<b>75</b>
Country Club/Grill Room	<b>76</b>
Men's Locker Room	<b>77</b>
Ladies Locker Room	<b>78</b>
Other, Benefits & Debt Expenses	<b>79</b>
Estimate of Revenues	<b>80</b>
<b>Schedule of Salaries &amp; Wages</b>	<b>81 - 82</b>
<b>Capital Projects - 5 Year Plan</b>	<b>83 - 84</b>

# Incorporated Village of Bellport Appropriations & Revenues by Department FY 2026-27

APPROPRIATIONS	ADOPTED BUDGET
Other General	2,208,310
DPW	2,069,364
Administration	1,049,429
Beach, Dock & Ferry	440,534
Treasurer	285,216
Building	272,589
Code	229,300
Tennis	89,375
Youth Program	62,544
Justice	22,464
<b>TOTAL APPROPRIATIONS</b>	<b>6,729,125</b>



REVENUES	ADOPTED BUDGET
Real Property Taxes	4,145,366
Other General	1,444,559
Beach, Dock & Ferry	467,200
DPW	259,500
Building	252,500
Tennis	90,000
Youth Program	70,000
<b>TOTAL REVENUES</b>	<b>6,729,125</b>



**INCORPORATED VILLAGE OF BELLPORT  
BUDGET SUMMARY, TAXABLE VALUES & TAX RATES  
GENERAL FUND  
FISCAL YEAR 2026-27**

**BUDGET SUMMARY**

	<b>ADOPTED BUDGET 2026-27</b>	<b>ADOPTED BUDGET 2025-26</b>
<b><u>APPROPRIATIONS:</u></b>		
GENERAL FUND EXPENSE APPROPRIATIONS	\$ 6,729,125	\$ 6,139,256
<b>TOTAL APPROPRIATIONS</b>	<b>\$ 6,729,125</b>	<b>\$ 6,139,256</b>
<b><u>FUNDING SOURCES:</u></b>		
ESTIMATED NON-TAX REVENUES	\$ 2,583,759	\$ 2,435,187
REAL PROPERTY TAX LEVY	\$ 4,145,366	\$ 3,704,069
<b>TOTAL FUNDING SOURCE</b>	<b>\$ 6,729,125</b>	<b>\$ 6,139,256</b>

**TAXABLE VALUES & TAX RATES**

Total Tax Levy FY2026-27	\$ 4,145,366
Taxable Assessed Valuation (Final)	\$ 56,666,310
Tax Rate Per \$100 of Assessed Value	\$ 7.32
Proposed Property Tax Levy % Assessed FY2026-27	11.91%
Total Tax Levy FY2025-26	\$ 3,704,069
Taxable Assessed Valuation FY2025-26	\$ 56,196,939
Tax Rate per \$100 of Assesed Value FY 2025-26	\$ 6.59
Actual Property Tax Levy % Assessed FY2025-26	8.07%
% Increase/(Decrease) in Tax Rate FY2026-27 vs FY2025-26	10.99%

Incorporated Village of Bellport  
Summary of Appropriations  
General Fund - FY 2026-27

Department/Item	Code	Actual Expended FY 2024-25	Adopted Budget FY 2025-26	Adopted Budget FY 2026-27
<b>BOARD OF TRUSTEES</b>				
Personal Services	A1010.1	21,600	21,600	21,600
Other Expenses	A1010.4	1,595	4,000	4,000
<b>TOTAL BOARD OF TRUSTEES</b>		<b>23,195</b>	<b>25,600</b>	<b>25,600</b>
<b>MAYOR</b>				
Personal Services	A1210.1	9,000	9,000	9,000
Other Expenses	A1210.4	575	1,500	1,500
<b>TOTAL MAYOR</b>		<b>9,575</b>	<b>10,500</b>	<b>10,500</b>
<b>VILLAGE CLERK</b>				
Personal Services	A1410.1	268,749	322,167	372,980
Other Expenses	A1410.4	107,563	21,000	22,000
<b>TOTAL VILLAGE CLERK</b>		<b>376,312</b>	<b>343,167</b>	<b>394,980</b>
<b>ATTORNEY</b>				
Other Expenses	A1420.4	142,696	172,000	170,000
<b>TOTAL ATTORNEY</b>		<b>142,696</b>	<b>172,000</b>	<b>170,000</b>
<b>ELECTIONS</b>				
Other Expenses	A1450.4	2,477	4,750	4,400
<b>TOTAL ELECTIONS</b>		<b>2,477</b>	<b>4,750</b>	<b>4,400</b>
<b>VILLAGE HALL</b>				
Equipment	A1620.2	-	-	-
Other Expenses	A1620.4	276,256	251,300	309,000
<b>TOTAL VILLAGE HALL</b>		<b>276,256</b>	<b>251,300</b>	<b>309,000</b>
<b>COMMUNITY CENTER</b>				
Equipment	A7140.2	29,200	-	-
Other Expenses	A7140.4	37,263	40,800	47,100
<b>TOTAL COMMUNITY CENTER</b>		<b>66,463</b>	<b>40,800</b>	<b>47,100</b>
<b>CELEBRATIONS</b>				
Other Expenses	A7550.4	18,311	23,000	23,500
<b>TOTAL CELEBRATIONS</b>		<b>18,311</b>	<b>23,000</b>	<b>23,500</b>
<b>COMMUNITY DEVELOPMENT</b>				
Personal Services	A8670.1	22,712	33,304	33,304
Equipment	A8670.2	-	10,567	7,045
Other Expenses	A8670.4	17,212	22,500	24,000
<b>TOTAL COMMUNITY DEVELOPMENT</b>		<b>39,924</b>	<b>66,371</b>	<b>64,349</b>
<b>AUDITOR</b>				
Other Expenses	A1320.4	25,550	27,470	28,000
<b>TOTAL AUDITOR</b>		<b>25,550</b>	<b>27,470</b>	<b>28,000</b>

Incorporated Village of Bellport  
Summary of Appropriations  
General Fund - FY 2026-27

Department/Item	Code	Actual Expended FY 2024-25	Adopted Budget FY 2025-26	Adopted Budget FY 2026-27
<b>TREASURER</b>				
Personal Services	A1325.1	164,276	175,100	180,716
Equipment	A1325.2	4,352	-	-
Other Expenses	A1325.4	44,935	47,500	61,500
<b>TOTAL TREASURER</b>		<b>213,562</b>	<b>222,600</b>	<b>242,216</b>
<b>ASSESSMENT</b>				
Other Expenses	A1355.4	12,050	14,500	15,000
<b>TOTAL ASSESSMENT</b>		<b>12,050</b>	<b>14,500</b>	<b>15,000</b>
<b>SAFETY INSPECTION</b>				
Personal Services	A3620.1	174,547	208,590	208,589
Other Expenses	A3620.4	39,396	29,000	64,000
<b>TOTAL SAFETY INSPECTION</b>		<b>213,943</b>	<b>237,590</b>	<b>272,589</b>
<b>STREET MAINTENANCE, SIDEWALKS &amp; CURBS</b>				
Other Expenses	A5110.4	16,836	115,000	274,910
<b>TOTAL STREET MAINTENANCE, SIDEWALKS &amp; CURBS</b>		<b>16,836</b>	<b>115,000</b>	<b>274,910</b>
<b>CHIPS</b>				
Other Expenses	A5112.4	345,488	240,000	250,000
<b>TOTAL CHIPS</b>		<b>345,488</b>	<b>240,000</b>	<b>250,000</b>
<b>STREET LIGHTING</b>				
Equipment	A5182.2	5,520	5,000	5,000
Other Expenses	A5182.4	44,490	42,000	42,000
<b>TOTAL STREET LIGHTING</b>		<b>50,010</b>	<b>47,000</b>	<b>47,000</b>
<b>PARKS</b>				
Equipment	A7110.2	-	-	-
Other Expenses	A7110.4	1,900	2,000	2,000
<b>TOTAL PARKS</b>		<b>1,900</b>	<b>2,000</b>	<b>2,000</b>
<b>REFUSE AND GARBAGE</b>				
Personal Services	A8160.1	338,807	377,372	381,731
Equipment	A8160.2	2,057	5,000	7,000
Other Expenses	A8160.4	192,384	237,500	221,000
<b>TOTAL REFUSE AND GARBAGE</b>		<b>533,248</b>	<b>619,872</b>	<b>609,731</b>
<b>STREET CLEANING</b>				
Personal Services	A8170.1	493,204	565,799	568,422
Equipment	A8170.2	65,223	35,000	10,000
Other Expenses	A8170.4	173,758	233,200	303,300
<b>TOTAL STREET CLEANING</b>		<b>732,185</b>	<b>833,999</b>	<b>881,722</b>

Incorporated Village of Bellport  
Summary of Appropriations  
General Fund - FY 2026-27

Department/Item	Code	Actual Expended FY 2024-25	Adopted Budget FY 2025-26	Adopted Budget FY 2026-27
<b>SHADE TREES (MAINTENANCE)</b>				
Other Expenses	A8560.4	4,936	3,000	4,000
<b>TOTAL SHADE TREES (MAINTENANCE)</b>		<b>4,936</b>	<b>3,000</b>	<b>4,000</b>
<b>HO HUM BEACH</b>				
Personal Services	A7180.1	26,951	35,100	40,563
Equipment	A7180.2	-	7,500	3,000
Other Expenses	A7180.4	134,654	123,800	129,900
<b>TOTAL HO HUM BEACH</b>		<b>161,605</b>	<b>166,400</b>	<b>173,463</b>
<b>HOWELLS POINT BEACH</b>				
Other Expenses	A7185.4	4,449	7,000	7,000
<b>TOTAL HOWELLS POINT BEACH</b>		<b>4,449</b>	<b>7,000</b>	<b>7,000</b>
<b>FERRY</b>				
Personal Services	A7190.1	67,114	76,303	79,470
Equipment	A7190.2	-	-	-
Other Expenses	A7190.4	25,125	30,800	39,400
<b>TOTAL FERRY</b>		<b>92,239</b>	<b>107,103</b>	<b>118,870</b>
<b>DOCK</b>				
Personal Services	A7195.1	83,650	93,020	99,701
Equipment	A7195.2	-	-	5,000
Other Expenses	A7195.4	33,601	31,800	36,500
<b>TOTAL DOCK</b>		<b>117,251</b>	<b>124,820</b>	<b>141,201</b>
<b>OTHER PUBLIC SAFETY (CODE)</b>				
Personal Services	A3989.1	181,733	161,704	181,800
Equipment	A3989.2	-	2,000	-
Other Expenses	A3989.4	28,787	32,000	47,500
<b>TOTAL OTHER PUBLIC SAFETY</b>		<b>210,520</b>	<b>195,704</b>	<b>229,300</b>
<b>VILLAGE JUSTICE</b>				
Personal Services	A1110.1	11,313	12,564	12,565
Other Expenses	A1110.4	3,909	5,100	9,900
<b>TOTAL VILLAGE JUSTICE</b>		<b>15,221</b>	<b>17,664</b>	<b>22,465</b>
<b>TENNIS</b>				
Personal Services	A7240.1	28,042	30,935	29,375
Equipment	A7240.2	-	9,600	5,000
Other Expenses	A7240.4	57,134	57,100	55,000
<b>TOTAL TENNIS</b>		<b>85,176</b>	<b>97,635</b>	<b>89,375</b>

**Incorporated Village of Bellport  
Summary of Appropriations  
General Fund - FY 2026-27**

Department/Item	Code	Actual Expended FY 2024-25	Adopted Budget FY 2025-26	Adopted Budget FY 2026-27
<b>YOUTH PROGRAM</b>				
Personal Services	A7310.1	56,140	60,140	55,544
Other Expenses	A7310.4	6,581	7,000	7,000
<b>TOTAL YOUTH PROGRAM</b>		<b>62,721</b>	<b>67,140</b>	<b>62,544</b>
<b>OTHER GENERAL</b>				
Bank Charges	A1380.4	30,625	28,750	32,750
<b>TOTAL OTHER GENERAL</b>		<b>30,625</b>	<b>28,750</b>	<b>32,750</b>
<b>SPECIAL ITEMS</b>				
Liab/Prop/Flood Insurance	A1910.4	237,602	277,000	283,000
Municipal Association Dues	A1920.4	2,625	5,000	5,500
<b>TOTAL SPECIAL ITEMS</b>		<b>240,227</b>	<b>282,000</b>	<b>288,500</b>
<b>CONTINGENCY</b>				
Contingent Account	A1989.4	-	265,000	300,000
<b>TOTAL CONTINGENCY</b>		-	<b>265,000</b>	<b>300,000</b>
<b>EMPLOYEE BENEFITS</b>				
State Retirement	A9010.8	180,123	210,000	235,000
Metropolitan Commuter Tax	A9020.8	7,103	9,400	9,400
Social Security	A9030.8	147,979	185,785	180,000
Worker's Compensation	A9040.8	106,561	107,000	75,000
Unemployment Insurance	A9050.8	16,660	10,000	18,000
Disability Insurance	A9055.8	139	3,000	4,000
Group Health Insurance	A9060.8	666,056	690,000	785,000
Dental & Optical Insurance	A9065.8	14,060	22,000	20,000
<b>TOTAL EMPLOYEE BENEFITS</b>		<b>1,138,681</b>	<b>1,237,185</b>	<b>1,326,400</b>
<b>DEBT SERVICING</b>				
Serial Bonds - Principal	A9710.6	119,433	119,433	124,433
Serial Bonds - Interest	A9710.7	34,766	32,350	29,884
Bond Anticip. Notes-Principal	A9730.6	51,380	-	-
Subscription Based IT Principal	A9781.6	10,000	-	9,789
Subscription Based IT Interest	A9781.7	-	-	1,000
Capital Lease Principal	A9785.6	127,444	74,804	78,760
Capital Lease - Interest	A9787.6	18,511	12,750	8,794
Debt Issuance Costs	A9790.4	-	3,000	8,000
<b>TOTAL DEBT SERVICING</b>		<b>361,534</b>	<b>242,337</b>	<b>260,660</b>
<b>INTERFUND TRANSFERS</b>				
Transfer to Capital Projects Fund	A9950.1	1,691,148	-	-
<b>TOTAL INTERFUND TRANSFERS</b>		<b>1,691,148</b>	-	-
<b>TOTAL GENERAL FUND APPROPRIATIONS:</b>		<b>7,316,315</b>	<b>6,139,256</b>	<b>6,729,125</b>



Other General  
Appropriations & Revenues  
FY 2026-27

**Inc. Village of Bellport  
Other General Expenditures  
Estimate of Expenditures for Fiscal Year 2026-27**

Account	Description	Actual Expended FY 2024-25	Adopted Budget FY 2025-26	Modified Budget FY 2025-26	Adopted Budget FY 2026-27	Increase (Decrease) from Adopted Budget	
A00.6.1380.473	BANK CHARGES	706	750	750	750	-	0%
A00.6.1380.474	CREDIT CARD CHARGES	29,920	28,000	28,000	32,000	4,000	14%
<b>Total Bank Charges</b>		<b>30,625</b>	<b>28,750</b>	<b>28,750</b>	<b>32,750</b>	<b>4,000</b>	<b>14%</b>
A00.6.1910.430	LIAB/PROP/FLOOD INSURANCE	237,602	277,000	277,000	283,000	6,000	2%
A00.6.1920.430	MUNICIPAL ASSOCIATION DUES	2,625	5,000	5,000	5,500	500	10%
A00.6.1989.400	CONTINGENT ACCOUNT	-	265,000	12,622	300,000	35,000	13%
<b>Total Other General Government</b>		<b>240,227</b>	<b>547,000</b>	<b>294,622</b>	<b>588,500</b>	<b>41,500</b>	<b>8%</b>
A00.6.9010.800	STATE RETIREMENT	180,122	210,000	210,000	235,000	25,000	12%
A00.6.9020.800	METROPOLITAN COMMUTER TAX	7,103	9,400	9,400	9,400	-	0%
A00.6.9030.800	SOCIAL SECURITY	147,979	185,785	185,785	180,000	(5,785)	-3%
A00.6.9040.800	WORKER'S COMPENSATION	106,561	107,000	107,000	75,000	(32,000)	-30%
A00.6.9050.800	UNEMPLOYMENT INSURANCE	16,661	10,000	10,000	18,000	8,000	80%
A00.6.9055.800	DISABILITY INSURANCE	139	3,000	3,000	4,000	1,000	33%
A00.6.9060.800	GROUP HEALTH INSURANCE	666,056	690,000	690,000	785,000	95,000	14%
A00.6.9065.800	DENTAL & OPTICAL INSURANCE	14,060	22,000	22,000	20,000	(2,000)	-9%
<b>Total Employee Benefits and Taxes</b>		<b>1,138,680</b>	<b>1,237,185</b>	<b>1,237,185</b>	<b>1,326,400</b>	<b>89,215</b>	<b>7%</b>
A00.6.9710.600	SERIAL BONDS - PRINCIPAL	119,433	119,433	119,433	124,433	5,000	4%
A00.6.9710.700	SERIAL BONDS - INTEREST	34,766	32,350	32,350	29,884	(2,466)	-8%
A00.6.9730.700	BOND ANTICIP. NOTES-INTEREST	51,380	-	-	-	-	0%
A00.6.9781.6	SUBSCRIPTION BASED IT PRINCIPAL	10,000	-	-	9,789	9,789	100%
A00.6.9781.7	SUBSCRIPTION BASED IT INTEREST	-	-	-	1,000	1,000	100%
A00.6.9785.600	CAPITAL LEASE PRINCIPAL	127,444	74,804	74,804	78,760	3,956	5%
A00.6.9787.600	CAPITAL LEASE - INTEREST	18,511	12,750	12,750	8,794	(3,956)	-31%
A00.6.9790.400	DEBT ISSUANCE COSTS	-	3,000	3,000	8,000	5,000	167%
<b>Total Debt Servicing</b>		<b>361,534</b>	<b>242,337</b>	<b>242,337</b>	<b>260,660</b>	<b>18,323</b>	<b>8%</b>
A00.6.9950.100	TXFR TO CAPITAL PROJECTS FUND	1,691,148	-	237,860	-	-	0%
<b>Total Interfund Transfers</b>		<b>1,691,148</b>	<b>-</b>	<b>237,860</b>	<b>-</b>	<b>-</b>	<b>100%</b>
<b>TOTAL OTHER GENERAL EXPENSES</b>		<b>3,462,215</b>	<b>2,055,272</b>	<b>2,040,754</b>	<b>2,208,310</b>	<b>153,038</b>	<b>7%</b>

**Inc. Village of Bellport  
Other General (Unallocated) Revenues  
Estimate of Revenues for Fiscal Year 2026-27**

Account	Description	Actual Revenues FY 2024-25	Adopted Budget FY 2025-26	Modified Budget FY 2025-26	Adopted Budget FY 2026-27	Increase (Decrease) from Adopted Budget	
A00.4.1001	PROPERTY TAX REC'D -CURRENT	3,419,997	3,704,069	3,704,069	4,145,366	441,297	12%
<b>Total Real Property Tax</b>		<b>3,419,997</b>	<b>3,704,069</b>	<b>3,704,069</b>	<b>4,145,366</b>	<b>441,297</b>	<b>12%</b>
A00.4.1001.1	PPROPERTY TAX & L/F OVERPAYMENT	3,752	-	-	-	-	0%
A00.4.1090	INTEREST & PENALTY ON TAXES	26,918	20,000	20,000	20,000	-	0%
A00.4.1130	UTILITIES GROSS RECEIPTS TAX	59,602	55,000	55,000	60,000	5,000	9%
A00.4.1170	FRANCHISES (CABLE TV)	64,071	68,000	68,000	65,000	(3,000)	-4%
A00.4.1230	TREASURER'S FEES-TAX SEARCH	4,750	3,500	3,500	4,500	1,000	29%
A00.4.1710.1	FIRE DEPARTMENT-GAS	9,296	9,000	9,000	9,000	-	0%
A00.4.2089.1	NON-RES PHOTO ID FEE	24,965	22,000	22,000	22,000	-	0%
A00.4.2130	LANDFILL CHARGES	566,577	602,323	602,323	602,323	-	0%
A00.4.2401	INTEREST- GENERAL FUND	109,146	60,000	60,000	60,000	-	0%
A00.4.2401.1	INTEREST EARNINGS - LEASES	28,571	-	-	27,000	27,000	100%
A00.4.2410.3	CELL TOWER LEASE	141,693	170,628	170,628	133,200	(37,428)	-22%
A00.4.2410.4	YACHT CLUB	7,500	7,500	7,500	7,500	-	0%
A00.4.2410.7	COUNTY	-	75	75	-	(75)	-100%
A00.4.2545	LICENSES	1,000	1,500	1,500	1,000	(500)	-33%
A00.4.2545.1	RENTAL LICENSES	-	-	-	12,000	12,000	100%
A00.4.2560	STREET OPENING PERMITS	4,100	2,000	2,000	500	(1,500)	-75%
A00.4.2610	FINES & FORFEITED BAIL	12,210	14,000	14,000	18,000	4,000	29%
A00.4.2655	MINOR SALES	8,467	6,000	6,000	6,000	-	0%
A00.4.2655.2	ADVERTISING	200	250	250	200	(50)	-20%
A00.4.2665	SALES OF EQUIPMENT	15,890	-	-	-	-	0%
A00.4.2680	INSURANCE RECOVERIES-GENERAL	1,218	2,000	2,000	2,000	-	0%
A00.4.2690	OTHER COMPENSATION FOR LOSS	48	-	-	-	-	0%
A00.4.2701	REFUND OF PRIOR YRS EXPENDITURE	40	-	-	-	-	0%
A00.4.2705	GIFTS & DONATIONS	240	-	-	-	-	0%
A00.4.2770	OTHER UNCLASSIFIED REVENUES	19,689	15,000	15,000	20,000	5,000	33%
A00.4.3001	PER CAPITAL(REVENUE SHARING)	16,336	16,336	16,336	16,336	-	0%
A00.4.3005	MORTGAGE TAX	77,424	70,000	70,000	78,000	8,000	11%
A00.4.3089	GRANTS- GENERAL	68,083	-	-	-	-	0%
A00.4.3960	SEMA	14,761	-	-	-	-	0%
A00.4.4910.2	FEDERAL AID, COMMUNITY DEVELOPMENT	59,411	50,000	50,000	50,000	-	0%
A00.4.4960	DISASTER ASSISTANCE	27,406	200,000	200,000	230,000	30,000	15%
A00.4.5031	TRANSFER FROM FUND BALANCE	49,595	-	-	-	-	0%
<b>Total Other General</b>		<b>1,422,960</b>	<b>1,395,112</b>	<b>1,395,112</b>	<b>1,444,559</b>	49,447	4%
<b>TOTAL REVENUES</b>		<b>4,842,956</b>	<b>5,099,181</b>	<b>5,099,181</b>	<b>5,589,925</b>	<b>490,744</b>	<b>10%</b>



Administration  
Appropriations & Revenues  
FY 2026-27

**Inc. Village of Bellport**  
**Administration**  
**Estimate of Expenditures for Fiscal Year 2026-27**  
**Summary**

Account	Description	Actual Expended FY 2024-25	Adopted Budget FY 2025-26	Modified Budget FY 2025-26	Adopted Budget FY 2026-27	Increase (Decrease) from Adopted Budget	
A00.6.1010	BOARD OF TRUSTEES	23,195	25,600	25,600	25,600	-	0%
A00.6.1210	MAYOR	9,575	10,500	10,500	10,500	-	0%
A00.6.1410	VILLAGE CLERK	376,312	343,167	343,167	394,980	51,813	15%
A00.6.1420	ATTORNEY	142,695	172,000	162,000	170,000	(2,000)	-1%
A00.6.1450	ELECTIONS	2,477	4,750	4,750	4,400	(350)	-7%
A00.6.1620	VILLAGE HALL	276,255	251,300	251,300	309,000	57,700	23%
A00.6.7140	COMMUNITY CENTER	66,463	40,800	40,800	47,100	6,300	15%
A00.6.7550	CELEBRATIONS	18,311	23,000	23,000	23,500	500	2%
A00.6.7560	COMMUNITY DEVELOPMENT	39,924	66,371	66,371	64,349	(2,022)	-3%
<b>TOTAL ADMINISTRATION EXPENSES</b>		<b>955,209</b>	<b>937,488</b>	<b>927,488</b>	<b>1,049,429</b>	<b>111,941</b>	<b>12%</b>

**Inc. Village of Bellport**  
**Board of Trustees - 1010**  
**Estimate of Expenditures for Fiscal Year 2026-27**

Account	Description	Actual Expended FY 2024-25	Adopted Budget FY 2025-26	Modified Budget FY 2025-26	Adopted Budget FY 2026-27	Increase (Decrease) from Adopted Budget
A00.6.1010.100	PERSONAL SERVICES	21,600	21,600	21,600	21,600	- 0%
<b>Total Personal Services</b>		21,600	21,600	21,600	21,600	- 0%
A00.6.1010.471	TRAVEL EXPENSES	1,595	4,000	4,000	4,000	- 0%
<b>Total Other Expenses</b>		1,595	4,000	4,000	4,000	- 0%
<b>TOTAL BOARD OF TRUSTEES EXPENSE</b>		<b>23,195</b>	<b>25,600</b>	<b>25,600</b>	<b>25,600</b>	<b>- 0%</b>

**Inc. Village of Bellport**  
**Mayor - 1210**  
**Estimate of Expenditures for Fiscal Year 2026-27**

Account	Description	Actual Expended FY 2024-25	Adopted Budget FY 2025-26	Modified Budget FY 2025-26	Adopted Budget FY 2026-27	Increase (Decrease) from Adopted Budget	
A00.6.1210.100	PERSONAL SERVICES	9,000	9,000	9,000	9,000	-	0%
<b>Total Personal Services</b>		9,000	9,000	9,000	9,000	-	0%
A00.6.1210.470	TRAVEL EXPENSES	575	1,500	1,500	1,500	-	0%
<b>Total Other Expenses</b>		575	1,500	1,500	1,500	-	100%
<b>TOTAL MAYOR EXPENSE</b>		<b>9,575</b>	<b>10,500</b>	<b>10,500</b>	<b>10,500</b>	<b>-</b>	<b>0%</b>

**Inc. Village of Bellport**  
**Village Clerk - 1410**  
**Estimate of Expenditures for Fiscal Year 2026-27**

Account	Description	Actual Expended FY 2024-25	Adopted Budget FY 2025-26	Modified Budget FY 2025-26	Adopted Budget FY 2026-27	Increase (Decrease) from Adopted Budget	
A00.6.1410.100	PERSONAL SERVICES-FULL TIME	267,374	322,167	322,167	372,980	50,813	16%
A00.6.1410.130	PERSONAL SERVICES-OVERTIME	1,375	-	-	-	-	0%
<b>Total Personal Services</b>		<b>268,749</b>	<b>322,167</b>	<b>322,167</b>	<b>372,980</b>	<b>50,813</b>	<b>16%</b>
A00.6.1410.412	POSTAGE	8,602	8,500	8,500	9,000	500	6%
A00.6.1410.413	PUBLIC NOTICES	4,760	8,000	8,000	8,000	-	0%
A00.6.1410.440	FEEES FOR SERVICE	91,074	-	-	-	-	0%
A00.6.1410.445	PRINTING	2,987	3,000	3,000	3,000	-	0%
A00.6.1410.470	TRAVEL & TRAINING	140	1,500	1,500	2,000	500	33%
<b>Total Other Expenses</b>		<b>107,563</b>	<b>21,000</b>	<b>21,000</b>	<b>22,000</b>	<b>1,000</b>	<b>5%</b>
<b>TOTAL VILLAGE CLERK EXPENSE</b>		<b>376,312</b>	<b>343,167</b>	<b>343,167</b>	<b>394,980</b>	<b>51,813</b>	<b>15%</b>

**Inc. Village of Bellport**  
**Attorney - 1420**  
**Estimate of Expenditures for Fiscal Year 2026-27**

Account	Description	Actual Expended FY 2024-25	Adopted Budget FY 2025-26	Modified Budget FY 2025-26	Adopted Budget FY 2026-27	Increase (Decrease) from Adopted Budget	
A00.6.1420.435	LITIGATION	58,133	50,000	40,000	-	(50,000)	-100%
A00.6.1420.440	FEES FOR SERVICES	84,562	122,000	122,000	170,000	48,000	39%
<b>Total Other Expenses</b>		142,695	172,000	162,000	170,000	(2,000)	-1%
<b>TOTAL ATTORNEY EXPENSES</b>		<b>142,695</b>	<b>172,000</b>	<b>162,000</b>	<b>170,000</b>	<b>(2,000)</b>	<b>-1%</b>

Inc. Village of Bellport  
Elections -1450  
Estimate of Expenditures for Fiscal Year 2026-27

Account	Description	Actual Expended FY 2024-25	Adopted Budget FY 2025-26	Modified Budget FY 2025-26	Adopted Budget FY 2026-27	Increase (Decrease) from Adopted Budget	
A00.6.1450.410	MATERIALS & SUPPLIES	1,088	2,500	2,500	2,500	-	0%
A00.6.1450.440	EQUIPMENT RENTAL	-	650	650	-	(650)	-100%
A00.6.1450.475	OTHER EXPENSES	1,389	1,600	1,600	1,900	300	19%
<b>Total Other Expenses</b>		<b>2,477</b>	<b>4,750</b>	<b>4,750</b>	<b>4,400</b>	<b>(350)</b>	<b>-7%</b>
<b>TOTAL ELECTION EXPENSES</b>		<b>2,477</b>	<b>4,750</b>	<b>4,750</b>	<b>4,400</b>	<b>(350)</b>	<b>-7%</b>

**Inc. Village of Bellport  
Village Hall - 1620  
Estimate of Expenditures for Fiscal Year 2026-27**

Account	Description	Actual Expended FY 2024-25	Adopted Budget FY 2025-26	Modified Budget FY 2025-26	Adopted Budget FY 2026-27	Increase (Decrease) from Adopted Budget	
A00.6.1620.410	MATERIALS & SUPPLIES	22,302	23,000	23,000	33,000	10,000	43%
A00.6.1620.420	HEATING/NATURAL GAS	2,995	3,500	3,500	4,000	500	14%
A00.6.1620.421	ELECTRIC	7,194	8,500	8,500	8,500	-	0%
A00.6.1620.422	TELEPHONE	10,733	11,000	11,000	11,000	-	0%
A00.6.1620.423	WATER USAGE	243	300	300	300	-	0%
A00.6.1620.426	WEBSITE/ADVERTISING	3,023	2,000	2,000	2,000	-	0%
A00.6.1620.440	FEES FOR SERVICE	30,245	30,000	30,000	41,500	11,500	38%
A00.6.1620.441	COPY MACHINE LEASE	11,566	12,000	12,000	13,000	1,000	8%
A00.6.1620.442	CLEANING SERVICES	8,310	15,000	15,000	15,000	-	0%
A00.6.1620.461	SERVICE CONTRACTS	94,667	116,000	116,000	142,000	26,000	22%
A00.6.1620.465	REPAIRS TO EQUIPMENT	9,957	10,000	10,000	7,000	(3,000)	-30%
A00.6.1620.466	REPAIRS TO PROPERTY	75,022	20,000	20,000	31,700	11,700	59%
<b>Total Other Expenses</b>		276,255	251,300	251,300	309,000	57,700	23%
<b>TOTAL VILLAGE HALL EXPENSES</b>		<b>276,255</b>	<b>251,300</b>	<b>251,300</b>	<b>309,000</b>	<b>57,700</b>	<b>23%</b>

**Inc. Village of Bellport  
Community Center - 7140  
Estimate of Expenditures for Fiscal Year 2026-27**

Account	Description	Actual Expended FY 2024-25	Adopted Budget FY 2025-26	Modified Budget FY 2025-26	Adopted Budget FY 2026-27	Increase (Decrease) from Adopted Budget	
A00.6.7140.200	EQUIPMENT PURCHASED	29,200	-	-	-	-	0%
<b>Total Equipment Purchased</b>		29,200	-	-	-	-	0%
A00.6.7140.410	MATERIALS & SUPPLIES	4,670	5,000	5,000	5,000	-	0%
A00.6.7140.420	HEATING - NATURAL GAS	8,875	9,000	9,000	9,500	500	6%
A00.6.7140.421	ELECTRIC	6,519	8,500	8,500	9,000	500	6%
A00.6.7140.422	TELEPHONE	2,508	3,500	3,500	3,800	300	9%
A00.6.7140.423	WATER USAGE	226	300	300	300	-	0%
A00.6.7140.442	CLEANING SERVICE	6,058	8,000	8,000	12,000	4,000	50%
A00.6.7140.465	REPAIRS TO EQUIPMENT	283	1,500	1,500	1,500	-	0%
A00.6.7140.466	REPAIRS TO PROPERTY	3,885	2,000	2,000	2,000	-	0%
A00.6.7140.475	OTHER EXPENSES	4,239	3,000	3,000	4,000	1,000	33%
<b>Total Other Expenses</b>		37,263	40,800	40,800	47,100	6,300	15%
<b>TOTAL COMMUNITY CENTER EXPENSES</b>		<b>66,463</b>	<b>40,800</b>	<b>40,800</b>	<b>47,100</b>	<b>6,300</b>	<b>15%</b>

**Inc. Village of Bellport  
Celebrations - 7550  
Estimate of Expenditures for Fiscal Year 2026-27**

Account	Description	Actual Expended FY 2024-25	Adopted Budget FY 2025-26	Modified Budget FY 2025-26	Adopted Budget FY 2026-27	Increase (Decrease) from Adopted Budget	
A00.6.7550.410	MATERIALS & SUPPLIES	8,597	8,000	8,000	8,500	500	6%
A00.6.7550.440	FEES FOR SERVICES	9,714	15,000	15,000	15,000	-	0%
<b>Total Other Expenses</b>		<b>18,311</b>	<b>23,000</b>	<b>23,000</b>	<b>23,500</b>	<b>500</b>	<b>2%</b>
<b>TOTAL CELEBRATION EXPENSES</b>		<b>18,311</b>	<b>23,000</b>	<b>23,000</b>	<b>23,500</b>	<b>500</b>	<b>2%</b>

**Inc. Village of Bellport  
Community Development - 8670  
Estimate of Expenditures for Fiscal Year 2026-27**

Account	Description	Actual Expended FY 2024-25	Adopted Budget FY 2025-26	Modified Budget FY 2025-26	Adopted Budget FY 2026-27	Increase (Decrease) from Adopted Budget	
A00.6.8670.100	PERSONAL SERVICES	22,712	33,304	33,304	33,304	-	0%
<b>Total Personal services</b>		22,712	33,304	33,304	33,304	-	0%
A00.6.8670.200	EQUIPMENT PURCHASED	-	10,567	10,567	7,045	(3,522)	-33%
<b>Total Equipment Purchased</b>		-	10,567	10,567	7,045	(3,522)	100%
A00.6.8670.440	SERVICES FOR THE ELDERLY	17,038	19,000	19,000	19,000	-	0%
A00.6.8670.475	OTHER	174	3,500	3,500	5,000	1,500	100%
<b>Total Other Expenses</b>		17,212	22,500	22,500	24,000	1,500	7%
<b>TOTAL COMMUNITY DEVELOPMENT EXPENSES</b>		<b>39,924</b>	<b>66,371</b>	<b>66,371</b>	<b>64,349</b>	<b>(2,022)</b>	<b>-3%</b>



Treasurer Department  
Appropriations & Revenues  
FY 2026-27

**Inc. Village of Bellport**  
**Treasurer Department**  
**Estimate of Expenditures for Fiscal Year 2026-27**  
**Summary**

Account	Description	Actual Expended FY 2024-25	Adopted Budget FY 2025-26	Modified Budget FY 2025-26	Adopted Budget FY 2026-27	Increase (Decrease) from Adopted Budget	
A00.6.1320	AUDITOR	25,550	27,470	27,470	28,000	530	2%
A00.6.1325	TREASURER	213,562	222,600	222,600	242,216	19,616	9%
A00.6.1355	AASSESSMENT	12,050	14,500	14,500	15,000	500	3%
<b>TOTAL TREASURER EXPENSES</b>		<b>251,162</b>	<b>264,570</b>	<b>264,570</b>	<b>285,216</b>	<b>20,646</b>	<b>8%</b>

**Inc. Village of Bellport**  
**Auditor - 1320**  
**Estimate of Expenditures for Fiscal Year 2026-27**

Account	Description	Actual Expended FY 2024-25	Adopted Budget FY 2025-26	Modified Budget FY 2025-26	Adopted Budget FY 2026-27	Increase (Decrease) from Adopted Budget	
A00.6.1320.440	FEES FOR SERVICES-AUDITOR	25,550	27,470	27,470	28,000	530	2%
<b>Total Other Expenses</b>		25,550	27,470	27,470	28,000	530	2%
<b>TOTAL AUDITOR EXPENSE</b>		<b>25,550</b>	<b>27,470</b>	<b>27,470</b>	<b>28,000</b>	<b>530</b>	<b>2%</b>

Inc. Village of Bellport  
Treasurer - 1325  
Estimate of Expenditures for Fiscal Year 2026-27

Account	Description	Actual Expended FY 2024-25	Adopted Budget FY 2025-26	Modified Budget FY 2025-26	Adopted Budget FY 2026-27	Increase (Decrease) from Adopted Budget	
A00.6.1325.100	PERSONAL SERVICES -FULL TIME	164,276	175,100	175,100	175,100	(0)	0%
A00.6.1325.110	PERSONAL SERVICES -PART TIME	-	-	-	5,616	5,616	100%
<b>Total Personal Services</b>		164,276	175,100	175,100	180,716	5,616	3%
A00.6.1325.200	EQUIPMENT PURCHASED	4,352	-	-	-	-	0%
<b>Total Equipment Purchased</b>		4,352	-	-	-	-	0%
A00.6.1325.410	MATERIALS & SUPPLIES	-	-	-	6,000	6,000	100%
A00.6.1325.440	FEES FOR SERVICES	39,888	42,000	42,000	47,000	5,000	12%
A00.6.1325.470	TRAVEL AND TRAINING	5,047	5,500	5,500	5,500	-	0%
A00.6.1325.475	REPAIRS TO PROPERTY	-	-	-	3,000	3,000	100%
<b>Total Other Expenses</b>		44,935	47,500	47,500	61,500	14,000	29%
<b>TOTAL TREASURER EXPENSE</b>		<b>213,562</b>	<b>222,600</b>	<b>222,600</b>	<b>242,216</b>	<b>19,616</b>	<b>9%</b>

**Inc. Village of Bellport**  
**Assessment - 1355**  
**Estimate of Expenditures for Fiscal Year 2026-27**

Account	Description	Actual Expended FY 2024-25	Adopted Budget FY 2025-26	Modified Budget FY 2025-26	Adopted Budget FY 2026-27	Increase (Decrease) from Adopted Budget	
A00.6.1355.440	ASSESSOR SERVICES	12,050	14,500	14,500	15,000	500	3%
<b>Total Other Expenses</b>		12,050	14,500	14,500	15,000	500	3%
<b>TOTAL ASSESSMENT EXPENSES</b>		<b>12,050</b>	<b>14,500</b>	<b>14,500</b>	<b>15,000</b>	<b>500</b>	<b>3%</b>



# Safety Inspection (Building)

## Appropriations & Revenues

### FY 2026-27

**Inc. Village of Bellport  
 Safety Inspection (Building) - 3620  
 Estimate of Expenditures for Fiscal Year 2026-27**

Account	Description	Actual Expended FY 2024-25	Adopted Budget FY 2025-26	Modified Budget FY 2025-26	Adopted Budget FY 2026-27	Increase (Decrease) from Adopted Budget	
A00.6.3620.100	PERSONAL SERVICES-BLDG INSPT	82,828	106,762	106,762	106,762	-	0%
A00.6.3620.110	PERSONAL SERVICES-SECRETARY	69,585	75,000	75,000	75,000	-	0%
A00.6.3620.120	PERS SERV - PART TIME	22,135	26,827	26,827	26,827	-	0%
<b>Total Personal Services</b>		<b>174,547</b>	<b>208,589</b>	<b>208,589</b>	<b>208,589</b>	<b>-</b>	<b>0%</b>
A00.6.3620.410	MATERIALS & SUPPLIES	1,438	2,000	2,000	2,000	-	0%
A00.6.3620.440	LEGAL FEES	37,663	25,000	25,000	60,000	35,000	140%
A00.6.3620.475	OTHER EXPENSES	295	2,000	2,000	2,000	-	0%
<b>Total Other Expenses</b>		<b>39,395</b>	<b>29,000</b>	<b>29,000</b>	<b>64,000</b>	<b>35,000</b>	<b>121%</b>
<b>TOTAL SAFETY INSPECTION EXPENSES</b>		<b>213,943</b>	<b>237,589</b>	<b>237,589</b>	<b>272,589</b>	<b>35,000</b>	<b>15%</b>

**Inc. Village of Bellport**  
**Safety Inspection (Building) - 3620**  
**Estimate of Revenues for Fiscal Year 2026-27**

Account	Description	Actual Expended FY 2024-25	Adopted Budget FY 2025-26	Modified Budget FY 2025-26	Adopted Budget FY 2026-27	Increase (Decrease) from Adopted Budget	
A00.4.1540	FIRE INSPECTION FEES	3,400	1,500	1,500	1,500	-	0%
A00.4.1560	SAFETY INSPECTION FEES(BLDG)	415,802	200,000	200,000	250,000	50,000	25%
A00.4.1589	OTHER PUBLIC SAFETY DEPARTMENT	450	1,000	1,000	1,000	-	0%
A00.4.2189	OTHER INCOME	835	-	-	-	-	0%
<b>TOTAL SAFETY INSPECTION REVENUES</b>		<b>420,487</b>	<b>202,500</b>	<b>202,500</b>	<b>252,500</b>	<b>50,000</b>	<b>25%</b>



Department of Public Works  
Appropriations & Revenues  
FY 2026-27

**Inc. Village of Bellport**  
**Department of Public Works**  
**Estimate of Expenditures for Fiscal Year 2026-27**  
**Summary**

Account	Description	Actual Expended FY 2024-25	Adopted Budget FY 2025-26	Modified Budget FY 2025-26	Adopted Budget FY 2026-27	Increase (Decrease) from Adopted Budget	
A00.6.5110	STREET MAINT, SIDEWALKS & CURBS	16,836	115,000	265,000	274,910	159,910	139%
A00.6.5112	CHIPS	345,488	240,000	240,000	250,000	10,000	4%
A00.6.5182	STREET LIGHTING	50,010	47,000	52,100	47,000	-	0%
A00.6.7110	PARKS	1,900	2,000	2,000	2,000	-	0%
A00.6.8160	REFUSE AND GARBAGE	533,248	619,872	581,012	609,731	(10,141)	-2%
A00.6.8170	STREET CLEANING	732,185	834,000	772,860	881,721	47,721	6%
A00.6.8560	SHADE TREES (MAINTENANCE)	4,936	3,000	3,000	4,000	1,000	33%
<b>TOTAL DPW EXPENSES</b>		<b>1,684,604</b>	<b>1,860,872</b>	<b>1,915,972</b>	<b>2,069,362</b>	<b>208,490</b>	<b>11%</b>

**Inc. Village of Bellport**  
**Street Maintenance, Sidewalk, Curbs - 5110**  
**Estimate of Expenditures for Fiscal Year 2026-27**

Account	Description	Actual Expended FY 2024-25	Adopted Budget FY 2025-26	Modified Budget FY 2025-26	Adopted Budget FY 2026-27	Increase (Decrease) from Adopted Budget	
A00.6.5110.410	MATERIALS & SUPPLIES	5,420	15,000	15,000	25,000	10,000	67%
A00.6.5110.466	REPAIRS TO PROPERTY	11,416	100,000	250,000	249,910	149,910	150%
<b>Total Other Expenses</b>		<b>16,836</b>	<b>115,000</b>	<b>265,000</b>	<b>274,910</b>	<b>159,910</b>	<b>139%</b>
<b>TOTAL STREET MAINTENANCE, SIDEWALK, CURBS</b>		<b>16,836</b>	<b>115,000</b>	<b>265,000</b>	<b>274,910</b>	<b>159,910</b>	<b>139%</b>

Inc. Village of Bellport  
 CHIPS - 5112  
 Estimate of Expenditures for Fiscal Year 2026-27

Account	Description	Actual Expended FY 2024-25	Adopted Budget FY 2025-26	Modified Budget FY 2025-26	Adopted Budget FY 2026-27	Increase (Decrease) from Adopted Budget	
A00.6.5112.465	CHIPS-PERMANENT IMPROVEMENTS	345,488	240,000	240,000	250,000	10,000	4%
<b>Total Other Expenses</b>		345,488	240,000	240,000	250,000	10,000	4%
<b>TOTAL CHIPS</b>		<b>345,488</b>	<b>240,000</b>	<b>240,000</b>	<b>250,000</b>	<b>10,000</b>	<b>4%</b>

Inc. Village of Bellport  
Street Lighting - 5182  
Estimate of Expenditures for Fiscal Year 2026-27

Account	Description	Actual Expended FY 2024-25	Adopted Budget FY 2025-26	Modified Budget FY 2025-26	Adopted Budget FY 2026-27	Increase (Decrease) from Adopted Budget	
A00.6.5182.200	EQUIPMENT PURCHASED	5,520	5,000	15,100	5,000	-	0%
<b>Total Equipment Purchased</b>		<b>5,520</b>	<b>5,000</b>	<b>15,100</b>	<b>5,000</b>	<b>-</b>	<b>0%</b>
A00.6.5182.410	MATERIALS & SUPPLIES	7,626	5,000	2,000	5,000	-	0%
A00.6.5182.421	ELECTRIC	4,015	-	-	-	-	0%
A00.6.5182.450	OPERATION & MAINT-ENERGY USE	30,708	30,000	30,000	30,000	-	0%
A00.6.5182.451	POLE RENTAL	886	2,000	2,000	2,000	-	0%
A00.6.5182.465	REPAIRS TO EQUIPMENT	1,256	5,000	3,000	5,000	-	0%
<b>Total Other Expenses</b>		<b>44,490</b>	<b>42,000</b>	<b>37,000</b>	<b>42,000</b>	<b>-</b>	<b>0%</b>
<b>TOTAL STREET LIGHTING</b>		<b>50,010</b>	<b>47,000</b>	<b>52,100</b>	<b>47,000</b>	<b>-</b>	<b>0%</b>

**Inc. Village of Bellport  
Parks - 7110  
Estimate of Expenditures for Fiscal Year 2026-27**

Account	Description	Actual Expended FY 2024-25	Adopted Budget FY 2025-26	Modified Budget FY 2025-26	Adopted Budget FY 2026-27	Increase (Decrease) from Adopted Budget
A00.6.7110.466	REPAIRS TO PROPERTY	1,900	2,000	2,000	2,000	- 0%
<b>Total Other Expenses</b>		1,900	2,000	2,000	2,000	- 0%
<b>TOTAL PARKS</b>		<b>1,900</b>	<b>2,000</b>	<b>2,000</b>	<b>2,000</b>	<b>- 0%</b>

**Inc. Village of Bellport**  
**Refuse and Garbage - 8160**  
**Estimate of Expenditures for Fiscal Year 2026-27**

Account	Description	Actual Expended FY 2024-25	Adopted Budget FY 2025-26	Modified Budget FY 2025-26	Adopted Budget FY 2026-27	Increase (Decrease) from Adopted Budget	
A00.6.8160.100	PERSONAL SERVICES - AEO	285,739	311,117	311,117	311,476	359	0%
A00.6.8160.101	PERSONAL SERVICES-LABORER	42,430	45,255	45,255	49,255	4,000	9%
A00.6.8160.130	OVERTIME	10,638	21,000	21,000	21,000	-	0%
<b>Total Personal services</b>		<b>338,807</b>	<b>377,372</b>	<b>377,372</b>	<b>381,731</b>	<b>4,359</b>	<b>1%</b>
A00.6.8160.200	EQUIPMENT PURCHASED	2,057	5,000	-	7,000	2,000	40%
<b>Total Equipment Purchased</b>		<b>2,057</b>	<b>5,000</b>	<b>-</b>	<b>7,000</b>	<b>2,000</b>	<b>40%</b>
A00.6.8160.410	MATERIALS & SUPPLIES	17,583	15,000	15,000	15,000	-	0%
A00.6.8160.414	UNIFORMS (20% OF BILLING)	2,464	2,500	3,640	3,000	500	20%
A00.6.8160.425	DIESEL	6,880	28,000	28,000	10,000	(18,000)	-64%
A00.6.8160.465	REPAIRS TO EQUIPMENT	35,103	30,000	25,000	30,000	-	0%
A00.6.8160.470	LANDFILL	128,109	160,000	130,000	160,000	-	0%
A00.6.8160.475	OTHER EXPENSES	2,245	2,000	2,000	3,000	1,000	50%
<b>Total Other Expenses</b>		<b>192,385</b>	<b>237,500</b>	<b>203,640</b>	<b>221,000</b>	<b>(16,500)</b>	<b>-7%</b>
<b>TOTAL REFUSE AND GARBAGE</b>		<b>533,248</b>	<b>619,872</b>	<b>581,012</b>	<b>609,731</b>	<b>(10,141)</b>	<b>-2%</b>

**Inc. Village of Bellport  
Street Cleaning - 8170  
Estimate of Expenditures for Fiscal Year 2026-27**

Account	Description	Actual Expended FY 2024-25	Adopted Budget FY 2025-26	Modified Budget FY 2025-26	Adopted Budget FY 2026-27	Increase (Decrease) from Adopted Budget	
A00.6.8170.100	PERSONAL SERVICES-HWY SUPER	192,186	206,772	206,772	210,713	3,941	2%
A00.6.8170.101	PERSONAL SERVICES - AEO	261,166	288,028	283,028	286,708	(1,320)	0%
A00.6.8170.120	PERSONAL SERVICES-SEASONAL	30,331	40,000	40,000	40,000	-	0%
A00.6.8170.130	OVERTIME	9,520	31,000	31,000	31,000	-	0%
<b>Total Personal services</b>		<b>493,204</b>	<b>565,800</b>	<b>560,800</b>	<b>568,421</b>	<b>2,621</b>	<b>0%</b>
A00.6.8170.200	EQUIPMENT PURCHASED	65,223	35,000	22,168	10,000	(25,000)	-71%
<b>Total Equipment Purchased</b>		<b>65,223</b>	<b>35,000</b>	<b>22,168</b>	<b>10,000</b>	<b>(25,000)</b>	<b>-71%</b>
A00.6.8170.410	MATERIALS & SUPPLIES	36,314	40,000	35,000	40,000	-	0%
A00.6.8170.414	UNIFORMS (80% OF BILLING)	1,273	3,500	5,192	3,500	-	0%
A00.6.8170.420	HEATING/NATURAL GAS	6,356	7,000	7,000	7,000	-	0%
A00.6.8170.421	ELECTRIC	13,258	11,000	11,000	11,000	-	0%
A00.6.8170.422	TELEPHONE	2,327	3,000	3,000	3,000	-	0%
A00.6.8170.423	WATER USAGE	996	1,100	1,100	1,200	100	9%
A00.6.8170.425	GASOLINE (2/3 OF BILLING)	38,596	30,000	30,000	30,000	-	0%
A00.6.8170.440	FEES FOR SERVICES	1,831	2,000	2,000	2,000	-	0%
A00.6.8170.443	CENTRAL MONITORING	225	600	600	600	-	0%
A00.6.8170.451	EQUIPMENT RENTAL	1,395	2,000	2,000	2,000	-	0%
A00.6.8170.465	REPAIRS TO EQUIPMENT	42,985	30,000	30,000	35,000	5,000	17%
A00.6.8170.466	REPAIRS TO PROPERTY	5,300	75,000	25,000	100,000	25,000	33%
A00.6.8170.475	OTHER EXPENSES	9,732	8,000	8,000	8,000	-	0%
A00.6.8170.476	SNOW REMOVAL	13,170	20,000	30,000	60,000	40,000	200%
<b>Total Other Expenses</b>		<b>173,758</b>	<b>233,200</b>	<b>189,892</b>	<b>303,300</b>	<b>70,100</b>	<b>30%</b>
<b>TOTAL STREET CLEANING</b>		<b>732,185</b>	<b>834,000</b>	<b>772,860</b>	<b>881,721</b>	<b>47,721</b>	<b>6%</b>

**Inc. Village of Bellport**  
**Shades Trees (Maintenance) - 8560**  
**Estimate of Expenditures for Fiscal Year 2026-27**

Account	Description	Actual Expended FY 2024-25	Adopted Budget FY 2025-26	Modified Budget FY 2025-26	Adopted Budget FY 2026-27	Increase (Decrease) from Adopted Budget	
A00.6.8560.440	FEES FOR SERVICES	3,250	3,000	3,000	4,000	1,000	33%
A00.6.8560.475	OTHER EXPENSES	1,686	-	-	-	-	0%
<b>Total Other Expenses</b>		4,936	3,000	3,000	4,000	1,000	33%
<b>TOTAL SHADE TREES</b>		<b>4,936</b>	<b>3,000</b>	<b>3,000</b>	<b>4,000</b>	<b>1,000</b>	<b>33%</b>

**Inc. Village of Bellport**  
**Department of Public Works**  
**Estimate of Revenues for Fiscal Year 2026-27**

Account	Description	Actual Revenues	Adopted Budget	Modified Budget	Adopted Budget	Increase (Decrease)	
		FY 2024-25	FY 2025-26	FY 2025-26	FY 2026-27	from Adopted Budget	
A00.4.2130.1	CONTAINER RENTALS	4,590	6,000	6,000	6,000	-	0%
A00.4.2130.2	RECYCLED SALVAGE	3,757	3,000	3,000	3,500	500	17%
A00.4.3501	CHIPS-HIGHWAY	347,266	240,000	240,000	250,000	10,000	4%
<b>TOTAL DPW REVENUES</b>		<b>355,613</b>	<b>249,000</b>	<b>249,000</b>	<b>259,500</b>	<b>10,500</b>	<b>4%</b>



# Beach, Ferry & Dock Appropriations & Revenues FY 2026-27

**Inc. Village of Bellport**  
**Beach (7180,7185), Ferry (7190), Dock (7195)**  
**Estimate of Expenditures for Fiscal Year 2026-27**  
**Summary**

Account	Description	Actual Expended FY 2024-25	Adopted Budget FY 2025-26	Modified Budget FY 2025-26	Adopted Budget FY 2026-27	Increase (Decrease) from Adopted Budget	
A00.6.7180	FIRE ISLAND BEACH	161,605	166,400	176,400	173,463	7,063	4%
A00.6.7185	HOWELLS POINT BEACH	4,449	7,000	7,000	7,000	-	0%
A00.6.7190	FERRY	92,239	107,102	107,102	118,870	11,768	11%
A00.6.7195	DOCK	117,251	124,820	134,098	141,201	16,381	13%
<b>TOTAL BEACH, FERRY, DOCK EXPENSES</b>		<b>375,545</b>	<b>405,322</b>	<b>424,600</b>	<b>440,534</b>	<b>35,212</b>	<b>9%</b>

**Inc. Village of Bellport  
Fire Island Beach - 7180  
Estimate of Expenditures for Fiscal Year 2026-27**

Account	Description	Actual Expended FY 2024-25	Adopted Budget FY 2025-26	Modified Budget FY 2025-26	Adopted Budget FY 2026-27	Increase (Decrease) from Adopted Budget	
A00.6.7180.121	PERSONAL SERVICES-MNGR	6,244	10,350	10,350	10,800	450	4%
A00.6.7180.122	PERSONAL SERVICES-BEACH ATTENDANT	20,707	24,750	24,750	29,763	5,013	20%
<b>Total Personal Services</b>		<b>26,951</b>	<b>35,100</b>	<b>35,100</b>	<b>40,563</b>	<b>5,463</b>	<b>16%</b>
A00.6.7180.200	EQUIPMENT PURCHASED	-	7,500	7,500	3,000	(4,500)	-60%
<b>Total Equipment Purchased</b>		<b>-</b>	<b>7,500</b>	<b>7,500</b>	<b>3,000</b>	<b>(4,500)</b>	<b>-60%</b>
A00.6.7180.410	MATERIALS & SUPPLIES	10,812	11,000	11,000	13,000	(2,000)	-18%
A00.6.7180.411	T-SHIRT EXPENSE	3,183	14,000	14,000	10,000	(4,000)	-29%
A00.6.7180.414	UNIFORMS	-	900	900	1,000	100	11%
A00.6.7180.422	TELEPHONE	221	800	800	800	-	0%
A00.6.7180.440	FEES FOR SERVICES	68,536	80,000	80,000	85,000	5,000	6%
A00.6.7180.450	TOWN LEASE	100	100	100	100	-	0%
A00.6.7180.465	REPAIRS TO EQUIPMENT	1,980	1,000	1,000	1,000	-	0%
A00.6.7180.466	REPAIRS TO PROPERTY	38,264	4,000	14,000	5,000	1,000	25%
A00.6.7180.475	BEACH CONCESSION	11,558	12,000	12,000	14,000	2,000	17%
<b>Total Other Expenses</b>		<b>134,654</b>	<b>123,800</b>	<b>133,800</b>	<b>129,900</b>	<b>6,100</b>	<b>5%</b>
<b>TOTAL FIRE ISLAND BEACH</b>		<b>161,605</b>	<b>166,400</b>	<b>176,400</b>	<b>173,463</b>	<b>7,063</b>	<b>4%</b>

**Inc. Village of Bellport**  
**Howells Point Beach -7185**  
**Estimate of Expenditures for Fiscal Year 2026-27**

Account	Description	Actual Expended FY 2024-25	Adopted Budget FY 2025-26	Modified Budget FY 2025-26	Adopted Budget FY 2026-27	Increase (Decrease) from Adopted Budget
A00.6.7185.475	OTHER EXPENSES	4,449	7,000	7,000	7,000	- 0%
<b>Total Other Expenses</b>		4,449	7,000	7,000	7,000	- 0%
<b>TOTAL HOWELLS POINT BEACH</b>		<b>4,449</b>	<b>7,000</b>	<b>7,000</b>	<b>7,000</b>	<b>- 0%</b>

**Inc. Village of Bellport  
Ferry - 7190  
Estimate of Expenditures for Fiscal Year 2026-27**

Account	Description	Actual Expended FY 2024-25	Adopted Budget FY 2025-26	Modified Budget FY 2025-26	Adopted Budget FY 2026-27	Increase (Decrease) from Adopted Budget	
A00.6.7190.120	PERSONAL SERVICES-FERRY CAPTAIN	35,680	39,550	39,550	41,225	1,675	4%
A00.6.7190.121	PERSONAL SERVICES-DECK HANDS	12,920	16,200	16,200	16,650	450	3%
A00.6.7190.122	PERSONAL SERVICES-CASHIERS	18,516	20,552	20,552	21,595	1,043	5%
<b>Total Personal Services</b>		<b>67,115</b>	<b>76,302</b>	<b>76,302</b>	<b>79,470</b>	<b>3,168</b>	<b>4%</b>
A00.6.7190.410	MATERIALS & SUPPLIES	2,427	2,000	5,045	3,000	1,000	50%
A00.6.7190.414	UNIFORMS	-	1,200	1,200	1,400	200	17%
A00.6.7190.424	DIESEL FUEL	8,710	14,000	10,955	11,000	(3,000)	-21%
A00.6.7190.440	FEES FOR SERVICE	2,453	3,000	3,000	3,000	-	0%
A00.6.7190.465	REPAIRS TO EQUIPMENT	11,205	10,000	10,000	20,000	10,000	100%
A00.6.7190.476	DRUG TESTING	330	600	600	1,000	400	67%
<b>Total Other Expenses</b>		<b>25,125</b>	<b>30,800</b>	<b>30,800</b>	<b>39,400</b>	<b>8,600</b>	<b>28%</b>
<b>TOTAL FERRY</b>		<b>92,239</b>	<b>107,102</b>	<b>107,102</b>	<b>118,870</b>	<b>11,768</b>	<b>11%</b>

Inc. Village of Bellport  
 Dock - 7195  
 Estimate of Expenditures for Fiscal Year 2026-27

Account	Description	Actual Expended FY 2024-25	Adopted Budget FY 2025-26	Modified Budget FY 2025-26	Adopted Budget FY 2026-27	Increase (Decrease) from Adopted Budget	
A00.6.7195.120	PERSONAL SERVICES-SEASONAL	83,650	93,020	93,020	99,701	6,681	7%
<b>Total Personal Services</b>		83,650	93,020	93,020	99,701	6,681	7%
A00.6.7195.200	EQUIPMENT PURCHASED	-	-	9,278	5,000	5,000	100%
<b>Total Equipment Purchased</b>		-	-	9,278	5,000	5,000	100%
A00.6.7195.410	MATERIALS & SUPPLIES	6,836	3,000	3,000	3,000	-	0%
A00.6.7195.414	UNIFORMS	-	1,300	1,300	1,500	200	15%
A00.6.7195.421	ELECTRIC	8,183	9,000	9,000	10,000	1,000	11%
A00.6.7195.422	TELEPHONE	3,027	3,500	3,500	3,500	-	0%
A00.6.7195.423	WATER	1,307	2,000	2,000	2,000	-	0%
A00.6.7195.440	FEES FOR SERVICES	1,943	2,000	2,000	2,000	-	0%
A00.6.7195.465	REPAIRS TO EQUIPMENT	1,720	500	500	1,500	1,000	200%
A00.6.7195.466	REPAIRS TO PROPERTY	4,495	2,500	2,500	5,000	2,500	100%
A00.6.7195.475	OTHER EXPENSES	6,090	8,000	8,000	8,000	-	0%
<b>Total Other Expenses</b>		33,601	31,800	31,800	36,500	4,700	15%
<b>TOTAL DOCK</b>		<b>117,251</b>	<b>124,820</b>	<b>134,098</b>	<b>141,201</b>	<b>16,381</b>	<b>13%</b>

**Inc. Village of Bellport  
Beach, Ferry & Dock  
Estimate of Revenues for Fiscal Year 2026-27**

Account	Description	Actual Revenues FY 2024-25	Adopted Budget FY 2025-26	Modified Budget FY 2025-26	Adopted Budget FY 2026-27	Increase (Decrease) from Adopted Budget	
A00.4.1760	SEASON FERRY PASS	14,425	19,000	19,000	16,000	(3,000)	-16%
A00.4.1761	WEEKDAY FERRY BOOKS-DISC. BK	10,700	10,500	10,500	11,000	500	5%
A00.4.1762	RESIDENT-DAILY FERRY TICKETS	25,042	25,000	25,000	28,000	3,000	12%
A00.4.1763	GUEST-DAILY FERRY TICKET	28,031	19,500	19,500	29,000	9,500	49%
A00.4.1764	SR CITIZEN-DAILY FERRY TICKET	14,984	15,000	15,000	15,000	-	0%
A00.4.1766	FERRY CHARTERS	2,900	2,000	2,000	2,000	-	0%
A00.4.1767	SPECIAL FERRY RATES	1,885	2,000	2,000	2,000	-	0%
<b>Total Transportation/Ferry Revenue</b>		<b>97,967</b>	<b>93,000</b>	<b>93,000</b>	<b>103,000</b>	<b>10,000</b>	<b>11%</b>
A00.4.2655.4	TEE SHIRT SALES	8,114	8,000	8,000	8,000	-	0%
A00.4.2655.5	BEACH CONCESSION SALES	16,531	20,000	20,000	22,000	2,000	10%
A00.4.2655.6	HO HUM BEACH LOCKER RENTALS	4,083	4,500	4,500	4,500	-	0%
<b>Total Beach Revenue</b>		<b>28,728</b>	<b>32,500</b>	<b>32,500</b>	<b>34,500</b>	<b>2,000</b>	<b>6%</b>
A00.4.2050	BOAT BERTHS	253,792	264,000	264,000	296,000	32,000	12%
A00.4.2053	DINGHY/KAYAK PERMIT	20,300	22,325	22,325	21,000	(1,325)	-6%
A00.4.2054	DAILY TIE-UP	3,220	3,300	3,300	8,000	4,700	142%
A00.4.2055	LAUNCH PERMIT	4,750	2,250	2,250	3,200	950	42%
A00.4.2056	MARINA LIST FEE	2,100	2,000	2,000	1,500	(500)	-25%
<b>Total Dock Revenue</b>		<b>284,162</b>	<b>293,875</b>	<b>293,875</b>	<b>329,700</b>	<b>35,825</b>	<b>12%</b>
<b>TOTAL BEACH, FERRY &amp; DOCK REVENUES</b>		<b>410,857</b>	<b>419,375</b>	<b>419,375</b>	<b>467,200</b>	<b>47,825</b>	<b>11%</b>



# Public Safety (Code Enforcement)

## Appropriations & Revenues

FY 2026-27

Inc. Village of Bellport  
Public Safety (Code) - 3989  
Estimate of Expenditures for Fiscal Year 2026-27

Account	Description	Actual Expended FY 2024-25	Adopted Budget FY 2025-26	Modified Budget FY 2025-26	Adopted Budget FY 2026-27	Increase (Decrease) from Adopted Budget	
A00.6.3989.110	DIRECTOR OF CODE ENFORCEMENT	37,889	-	-	-	-	0%
A00.6.3989.111	CODE ENFORCERS	143,844	161,704	101,844	181,800	20,096	12%
<b>Total Personal Services</b>		<b>181,733</b>	<b>161,704</b>	<b>101,844</b>	<b>181,800</b>	<b>20,096</b>	<b>12%</b>
A00.6.3989.200	EQUIPMENT PURCHASED	-	2,000	2,000	-	(2,000)	-100%
<b>Total Equipment Purchased</b>		<b>-</b>	<b>2,000</b>	<b>2,000</b>	<b>-</b>	<b>(2,000)</b>	<b>-100%</b>
A00.6.3989.410	MATERIALS & SUPPLIES	4,518	3,800	3,800	5,000	1,200	32%
A00.6.3989.414	UNIFORMS	425	2,000	2,000	2,000	-	0%
A00.6.3989.440	CODE SURVEILLANCE SERVICES	17,501	19,000	19,000	19,500	500	3%
A00.6.3989.441	SERVICE & LICENSE FEE	-	-	-	12,000	12,000	100%
A00.6.3989.465	REPAIRS TO EQUIPMENT	4,472	5,000	5,000	5,000	-	0%
A00.6.3989.475	OTHER EXPENSES	1,872	2,200	12,200	4,000	1,800	82%
<b>Total Other Expenses</b>		<b>28,787</b>	<b>32,000</b>	<b>42,000</b>	<b>47,500</b>	<b>15,500</b>	<b>48%</b>
<b>TOTAL PUBLIC SAFETY</b>		<b>210,520</b>	<b>195,704</b>	<b>145,844</b>	<b>229,300</b>	<b>33,596</b>	<b>17%</b>



Justice

Appropriations & Revenues

FY 2026-27

Inc. Village of Bellport  
Justice - 1110  
Estimate of Expenditures for Fiscal Year 2026-27

Account	Description	Actual Expended FY 2024-25	Adopted Budget FY 2025-26	Modified Budget FY 2025-26	Adopted Budget FY 2026-27	Increase (Decrease) from Adopted Budget	
A00.6.1110.100	PERSONAL SERVICES-JUSTICE	5,400	5,400	5,400	5,400	-	0%
A00.6.1110.120	PERSONAL SERVICES-COURT CLERK	5,913	7,164	7,164	7,164	-	0%
<b>Total Personal Services</b>		<b>11,313</b>	<b>12,564</b>	<b>12,564</b>	<b>12,564</b>	-	0%
A00.6.1110.410	MATERIALS & SUPPLIES	1,824	100	100	100	-	0%
A00.6.1110.440	COURT STENOGRAPHER	2,025	4,000	4,000	4,000	-	0%
A00.6.1110.475	OTHER EXPENSES	60	1,000	1,000	5,800	4,800	480%
<b>Total Other Expenses</b>		<b>3,909</b>	<b>5,100</b>	<b>5,100</b>	<b>9,900</b>	<b>4,800</b>	<b>94%</b>
<b>TOTAL JUSTICE</b>		<b>15,221</b>	<b>17,664</b>	<b>17,664</b>	<b>22,464</b>	<b>4,800</b>	<b>27%</b>



# Tennis

## Appropriations & Revenues

### FY 2026-27

**Inc. Village of Bellport  
Tennis - 7240  
Estimate of Expenditures for Fiscal Year 2026-27**

Account	Description	Actual Expended FY 2024-25	Adopted Budget FY 2025-26	Modified Budget FY 2025-26	Adopted Budget FY 2026-27	Increase (Decrease) from Adopted Budget	
A00.6.7240.120	PERSONAL SERVICES-ATTENDANTS	24,330	24,500	24,500	24,500	-	0%
A00.6.7240.121	PERS SVCS-JUNIOR DEVELOPMENT	3,712	6,435	6,435	4,875	(1,560)	-24%
<b>Total Personal Services</b>		<b>28,042</b>	<b>30,935</b>	<b>30,935</b>	<b>29,375</b>	<b>(1,560)</b>	<b>-5%</b>
A00.6.7240.200	EQUIPMENT PURCHASED	-	9,600	9,600	5,000	(4,600)	-48%
<b>Total Equipment Purchased</b>		<b>-</b>	<b>9,600</b>	<b>9,600</b>	<b>5,000</b>	<b>(4,600)</b>	<b>-48%</b>
A00.6.7240.410	MATERIALS & SUPPLIES	3,186	3,000	3,000	3,000	-	0%
A00.6.7240.414	UNIFORMS	252	300	300	300	-	0%
A00.6.7240.421	ELECTRIC	1,728	2,200	2,200	3,000	800	36%
A00.6.7240.422	TELEPHONE	2,488	2,700	2,700	2,500	(200)	-7%
A00.6.7240.440	TENNIS INSTRUCTOR SERVICES	27,008	27,000	27,000	25,500	(1,500)	-6%
A00.6.7240.445	PRINTING	-	100	100	100	-	0%
A00.6.7240.465	REPAIRS TO EQUIPMENT	1,263	3,000	3,000	3,000	-	0%
A00.6.7240.466	REPAIRS TO PROPERTY	15,934	13,000	13,000	13,600	600	5%
A00.6.7240.475	OTHER EXPENSES	5,277	5,800	5,800	4,000	(1,800)	-31%
<b>Total Other Expenses</b>		<b>57,134</b>	<b>57,100</b>	<b>57,100</b>	<b>55,000</b>	<b>(2,100)</b>	<b>-4%</b>
<b>TOTAL TENNIS EXPENSES</b>		<b>85,176</b>	<b>97,635</b>	<b>97,635</b>	<b>89,375</b>	<b>(8,260)</b>	<b>-8%</b>

**Inc. Village of Bellport  
Tennis - 7240  
Estimate of Revenues for Fiscal Year 2026-27**

Account	Description	Actual Revenues FY 2024-25	Adopted Budget FY 2025-26	Modified Budget FY 2025-26	Adopted Budget FY 2026-27	Increase (Decrease) from Adopted Budget	
A00.4.2001	TENNIS MEMBERSHIPS	64,220	62,000	62,000	60,000	(2,000)	-3%
A00.4.2001.1	TENNIS COURT FEES	4,481	4,000	4,000	4,500	500	13%
A00.4.2001.2	TENNIS CLINICS	32,030	32,200	32,200	24,000	(8,200)	-25%
A00.4.2001.3	TENNIS LESSONS	1,000	1,000	1,000	1,500	500	50%
A00.4.2001.7	TENNIS LICENSE & PERMIT	-	-	-	-	-	0%
<b>Total Tennis Revenues</b>		101,731	99,200	99,200	90,000	(9,200)	-9%
<b>TOTAL TENNIS REVENUES</b>		<b>101,731</b>	<b>99,200</b>	<b>99,200</b>	<b>90,000</b>	<b>(9,200)</b>	<b>-9%</b>



# Youth Program

## Appropriations & Revenues

### FY 2026-27

Inc. Village of Bellport  
Youth Program - 7310  
Estimate of Expenditures for Fiscal Year 2026-27

Account	Description	Actual Expended FY 2024-25	Adopted Budget FY 2025-26	Modified Budget FY 2025-26	Adopted Budget FY 2026-27	Increase (Decrease) from Adopted Budget	
A00.6.7310.120	PERSONAL SERVICES-DIRECTORS	13,000	13,400	13,400	13,400	-	0%
A00.6.7310.121	PERSONAL SERVICES-COUNSELORS	43,140	46,740	46,740	42,144	(4,596)	-10%
<b>Total Personal Services</b>		<b>56,140</b>	<b>60,140</b>	<b>60,140</b>	<b>55,544</b>	<b>(4,596)</b>	<b>-8%</b>
A00.6.7310.410	MATERIALS & SUPPLIES	2,268	2,500	2,500	2,500	-	0%
A00.6.7310.440	FEE FOR SERVICE	2,200	2,000	2,000	2,000	-	0%
A00.6.7310.475	UNIFORMS/OTHER	2,113	2,500	2,500	2,500	-	0%
<b>Total Other Expenses</b>		<b>6,581</b>	<b>7,000</b>	<b>7,000</b>	<b>7,000</b>	<b>-</b>	<b>0%</b>
<b>TOTAL YOUTH PROGRAM EXPENSES</b>		<b>62,721</b>	<b>67,140</b>	<b>67,140</b>	<b>62,544</b>	<b>(4,596)</b>	<b>-7%</b>

**Inc. Village of Bellport**  
**Youth Program - 7310**  
**Estimate of Revenues for Fiscal Year 2026-27**

Account	Description	Actual Revenues FY 2024-25	Adopted Budget FY 2025-26	Modified Budget FY 2025-26	Adopted Budget FY 2026-27	Increase (Decrease) from Adopted Budget
A00.4.2089.2	YOUTH SUMMER CAMP	69,125	70,000	70,000	70,000	- 0%
<b>Total Camp Revenue</b>		<b>69,125</b>	<b>70,000</b>	<b>70,000</b>	<b>70,000</b>	<b>- 0%</b>
<b>TOTAL YOUTH PROGRAM REVENUES</b>		<b>69,125</b>	<b>70,000</b>	<b>70,000</b>	<b>70,000</b>	<b>- 0%</b>



# Schedule of Salaries & Wages

## General Fund

### FY 2026-27

**Incorporated Village of Bellport**  
**Schedule of Wages and Salaries**  
**General Fund - FY 2026-27**

<b>Code</b>	<b>Department</b>	<b>Headcount</b>	<b>Allocation Percent</b>	<b>Annual Salary</b>	<b>2026-27 Salary Appropriations</b>	<b>Department Totals</b>
A1010.1	<b>Board of Trustee</b> Trustees	4	100%	\$21,600	\$21,600	\$21,600
A1110.1	<b>Village Justice</b> Village Justice Court Clerk	1 1	100% 100%	\$5,400 \$7,164	\$5,400 \$7,164	\$12,564
A1210.1	<b>Mayor</b> Mayor	1	100%	\$9,000	\$9,000	\$9,000
A1325.1	<b>Treasurer</b> Village Treasurer Deputy Village Treasurer P/T Intern	1 1 1	85% 85% 100%	\$136,000 \$70,000 \$5,616	\$115,600 \$59,500 \$5,616	\$180,716
A1410.1	<b>Village Clerk</b> Village Clerk Deputy Village Clerk TBD Secretary to Mayor Open Position	1 1 1 1 1	90% 97% 93% 70% 97%	\$150,000 \$70,000 \$82,352 \$64,275 \$50,000	\$135,000 \$67,900 \$76,588 \$44,992 \$48,500	\$372,980
A3620.1	<b>Safety Inspection</b> Building Inspector Building Dept. Manager P/T Bldg Dept. Assistant Fire Inspector Sub Building Inspector	1 1 1 1 1	100% 100% 100% 100% 100%	\$63,700 \$75,000 \$26,827 \$26,000 \$17,062	\$63,700 \$75,000 \$26,827 \$26,000 \$17,062	\$208,589
A3989.1	<b>Other Public Safety</b> Code Enforcement Officers	5	95%	\$191,368	\$181,800	\$181,800
A7180.1	<b>Ho Hum Beach</b> Seasonal Beach Cashiers/Managers Seasonal Beach Attendants Boat Dock Beach Guard	2 9 1	100% 100% 100%	\$10,800 \$25,500 \$4,263	\$10,800 \$25,500 \$4,263	\$40,563
A7190.1	<b>Ferry</b> Seasonal Supervisor Seasonal Captains Seasonal Cashier/Manager Seasonal Cashiers Seasonal Deckhand	1 3 1 3 6	100% 100% 100% 100% 100%	\$26,400 \$14,825 \$7,820 \$13,775 \$16,650	\$26,400 \$14,825 \$7,820 \$13,775 \$16,650	\$79,470

**Incorporated Village of Bellport  
Schedule of Wages and Salaries  
General Fund - FY 2026-27**

<b>Code</b>	<b>Department</b>	<b>Headcount</b>	<b>Allocation Percent</b>	<b>Annual Salary</b>	<b>2026-27 Salary Appropriations</b>	<b>Department Totals</b>
A7195.1	<b>Dock</b>					
	Seasonal Midnight Dock Guard	1	100%	\$30,800	\$30,800	
	Seasonal Dock Guards	14	100%	\$68,901	\$68,901	\$99,701
A7240.1	<b>Tennis</b>					
	Seasonal Court Attendants	12	100%	\$24,500	\$24,500	
	Seasonal Junior Development Instructors	4	100%	\$4,875	\$4,875	\$29,375
A7310.1	<b>Youth Program</b>					
	Kids Camp Director	2	100%	\$13,400	\$13,400	
	Kids Camp Counselors					
	Counselors, Entry Level	7	100%	\$9,996	\$9,996	
	Counselors, 2 Year Degree	5	100%	\$7,560	\$7,560	
	Senior Counselor, Group Head	11	100%	\$21,988	\$21,988	
	Art Director	1	100%	\$2,600	\$2,600	\$55,544
A8160.1	<b>Refuse and Garbage</b>					
	Maintenance Mechanic III	1	90%	\$90,238	\$81,215	
	Automotive Equipment Operator I	1	97%	\$81,335	\$78,895	
	Automotive Equipment Operator I	1	97%	\$81,335	\$78,895	
	Automotive Equipment Operator	1	97%	\$74,714	\$72,472	
	Laborer	1	97%	\$46,654	\$49,255	
	Overtime		100%	\$21,000	\$21,000	\$381,731
A8170.1	<b>Street Cleaning</b>					
	Highway Superintendent	1	85%	\$137,138	\$116,567	
	Assistant Highway Superintendent	1	97%	\$92,934	\$94,146	
	Maintenance Mechanic III	1	90%	\$89,922	\$80,930	
	Automotive Equipment Operator I	1	97%	\$69,901	\$67,804	
	Automotive Equipment Operator	1	97%	\$64,293	\$62,364	
	Maintenance Mechanic III	1	90%	\$84,011	\$75,610	
	Seasonal Help	2	100%	\$40,000	\$40,000	
	Overtime		100%	\$31,000	\$31,000	\$568,421
A8670.1	<b>Community Development</b>					
	Senior Van Driver	2	100%	\$33,304	\$33,304	\$33,304
<b>TOTAL General Fund Personal Services</b>						<b>\$2,275,359</b>



# Capital Plan - 5 Year Summary

## FY 2027 - 2031

### General Fund

**INCORPORATED VILLAGE OF BELLPORT**  
**FISCAL YEARS 2027 THROUGH 2031 FIVE YEAR CAPITAL EQUIPMENT/IMPROVEMENT PLAN**  
**GENERAL FUND SUMMARY OF REQUEST**

<b>PROJECT NAME</b>	<b>DEPARTMENT</b>	<b>GL ACCT</b>	<b>RECOMMENDED FUNDING SOURCE</b>	<b>PRIOR YEAR 2025/26</b>	<b>FISCAL YEAR 2026/27</b>	<b>FISCAL YEAR 2027/28</b>	<b>FISCAL YEAR 2028/29</b>	<b>FISCAL YEAR 2029/30</b>	<b>FISCAL YEAR 2030/31</b>	<b>5 YEAR PLAN TOTAL</b>
Board Walk Ho Hum Beach	Beach	6.7180.202	Appropriation	-	-	-	159,000	-	-	159,000
Bulk Heading & Ferry Dock - Ho Hum	Beach	6.7180.202	Bond/Ban	-	520,000	-	-	-	-	520,000
Wave Attenuation	Dock	6.7195.201	Grant (HUD-22)	-	-	578,000	-	-	-	578,000
Bulk Heading Main Dock	Dock	6.7195.201	Grant (HUD-22)	-	-	-	520,000	-	-	520,000
Demolition & Site Preparation	Dock	6.7195.201	Grant (HUD-22)	-	-	-	1,143,000	-	-	1,143,000
Marina Spot Dredging	Dock	6.7195.201	Grant (HUD-22)	-	-	641,250	-	-	-	641,250
Stick Dock	Dock	6.7195.201	Grant (HUD-22)	-	-	-	-	1,711,892	-	1,711,892
Rock Dock	Dock	6.7195.201	Grant (HUD-22)	-	-	-	-	-	981,760	981,760
Ferry Dock	Dock	6.7195.201	Grant (HUD-22)	-	-	-	204,600	-	-	204,600
Main Dock	Dock	6.7195.201	Grant (HUD-22)	-	-	-	172,000	-	-	172,000
Boat Ramp	Dock	6.7195.201	Grant (HUD-22)	-	-	-	-	368,000	-	368,000
Pickup Truck	DPW	6.8170.200	Appropriation	-	-	75,000	-	-	-	75,000
Garbage truck	DPW	6.8160.200	Appropriation	-	-	-	250,000	-	-	250,000
Street Signs Replacement	DPW	6.5110.201	Appropriation	-	-	-	-	100,000	-	100,000
Dump Truck	DPW	6.8170.200	Bond/Ban	-	-	-	-	280,000	-	280,000
End of Streets	DPW	6.7195.202	Grant (HUD-24)	-	-	-	2,250,000	-	-	2,250,000
General Ledger System	Treasurer	6.1325.201	Appropriation	-	-	125,000	125,000	-	-	250,000
<b>TOTAL PROPOSED PROJECTS</b>				<b>\$ -</b>	<b>\$ 520,000</b>	<b>\$ 1,419,250</b>	<b>\$ 4,823,600</b>	<b>\$ 2,459,892</b>	<b>\$ 981,760</b>	<b>\$ 10,204,502</b>
<b>FUNDING SOURCE:</b>										
			Operating Appropriation	-	-	200,000	534,000	100,000	-	834,000
			Public Borrowing - BOND/BAN	-	520,000	-	-	280,000	-	800,000
			Grant - HUD22	-	-	1,219,250	2,039,600	2,079,892	981,760	6,320,502
			Grant - HUD24	-	-	-	2,250,000	-	-	2,250,000
				<b>\$ -</b>	<b>\$ 520,000</b>	<b>\$ 1,419,250</b>	<b>\$ 4,823,600</b>	<b>\$ 2,459,892</b>	<b>\$ 981,760</b>	<b>\$ 10,204,502</b>

**INCORPORATED VILLAGE OF BELLPORT**  
**FISCAL YEARS 2027 THROUGH 2031 FIVE YEAR CAPITAL EQUIPMENT/IMPROVEMENT PLAN**  
**BEACH & DOCK - SUMMARY OF REQUEST**

PROJECT NAME	GL ACCT	PRIOR YEAR	FISCAL YEAR	FISCAL YEAR	FISCAL YEAR	FISCAL YEAR	FISCAL YEAR	5 YEAR PLAN
		2025/26	2026/27	2027/28	2028/29	2029/30	2030/31	TOTAL
Wave Attenuation	6.7195.201	-	-	578,000	-	-	-	578,000
Bulk Heading & Ferry Dock - Ho Hum	6.7180.202	-	520,000	-	-	-	-	520,000
Board Walk Ho Hum Beach	6.7180.202	-	-	-	159,000	-	-	159,000
Bulk Heading Main Dock	6.7195.201	-	-	-	520,000	-	-	520,000
Demolition & Site Preparation	6.7195.201	-	-	-	1,143,000	-	-	1,143,000
Marina Spot Dredging	6.7195.201	-	-	641,250	-	-	-	641,250
Stick Dock	6.7195.201	-	-	-	-	1,711,892	-	1,711,892
Rock Dock	6.7195.201	-	-	-	-	-	981,760	981,760
Ferry Dock	6.7195.201	-	-	-	204,600	-	-	204,600
Main Dock	6.7195.201	-	-	-	172,000	-	-	172,000
Boat Ramp	6.7195.201	-	-	-	-	368,000	-	368,000
<b>TOTAL PROPOSED PROJECTS</b>		<b>\$ -</b>	<b>\$520,000</b>	<b>\$1,219,250</b>	<b>\$2,198,600</b>	<b>\$2,079,892</b>	<b>\$981,760</b>	<b>\$6,999,502</b>

**INCORPORATED VILLAGE OF BELLPORT**

**FISCAL YEARS 2027 THROUGH 2031 FIVE YEAR CAPITAL EQUIPMENT/IMPROVEMENT PLAN**

**DEPARTMENT OF PUBLIC WORKS - SUMMARY OF REQUEST**

<b>PROJECT NAME</b>	<b>GL ACCT</b>	<b>PRIOR YEAR 2025/26</b>	<b>FISCAL YEAR 2026/27</b>	<b>FISCAL YEAR 2027/28</b>	<b>FISCAL YEAR 2028/29</b>	<b>FISCAL YEAR 2029/30</b>	<b>FISCAL YEAR 2030/31</b>	<b>5 YEAR PLAN TOTAL</b>
Pickup Truck	6.8170.200	-	-	75,000	-	-	-	75,000
Garbage truck	6.8160.200	-	-	-	250,000	-	-	250,000
Dump Truck	6.8170.200	-	-	-	-	280,000	-	280,000
Street Signs Replacement	6.5110.201	-	-	-	-	100,000	-	100,000
End of Streets	6.7195.202	-	-	-	2,250,000	-	-	2,250,000
<b>TOTAL PROPOSED PROJECTS</b>		<b>\$ -</b>	<b>\$ -</b>	<b>\$ 75,000</b>	<b>\$ 2,500,000</b>	<b>\$ 380,000</b>	<b>\$ -</b>	<b>\$ 2,955,000</b>

**INCORPORATED VILLAGE OF BELLPORT**  
**FISCAL YEARS 2027 THROUGH 2031 FIVE YEAR CAPITAL EQUIPMENT/IMPROVEMENT PLAN**  
**TREASURER DEPARTMENT - SUMMARY OF REQUEST**

<b>PROJECT NAME</b>	<b>GL ACCT</b>	<b>PRIOR YEAR 2025/26</b>	<b>FISCAL YEAR 2026/27</b>	<b>FISCAL YEAR 2027/28</b>	<b>FISCAL YEAR 2028/29</b>	<b>FISCAL YEAR 2029/30</b>	<b>FISCAL YEAR 2030/31</b>	<b>5 YEAR PLAN TOTAL</b>
General Ledger System	1325.201	-	-	125,000	125,000	-	-	250,000
<b>TOTAL PROPOSED PROJECTS</b>		<b>\$ -</b>	<b>\$ -</b>	<b>\$ 125,000</b>	<b>\$ 125,000</b>	<b>\$ -</b>	<b>\$ -</b>	<b>\$ 250,000</b>



# Debt Service Fund

FY 2026-27

**Incorporated Village of Bellport  
Statement of Debt  
As of 5/31/2026**

<b>OUTSTANDING SERIAL BOND ISSUED</b>	<b>RETIRE FY</b>	<b>RATE</b>	<b>GENERAL FUND OBLIGATION</b>	<b>ENTERPRISE FUND OBLIGATION</b>	<b>TOTAL</b>
2016 Public Improvement Bond	2032	2.19%	88,660	126,340	215,000
2021 Public Improvement Bond	2038	2%	1,460,000	-	1,460,000
<b>TOTAL SERIAL BONDS ISSUED</b>			<b>1,548,660</b>	<b>126,340</b>	<b>1,675,000</b>
<b>DEBT AUTHORIZED BUT UNISSUED</b>			<b>2,890,000</b>	<b>-</b>	<b>2,890,000</b>
<b>TOTAL BOND PRINCIPAL</b>			<b>4,438,660</b>	<b>126,340</b>	<b>4,565,000</b>

**NOTE:**

Pursuant to the State Constitution and Section 104b.7 of the Local Finance Law, the Village is empowered to contract indebtedness of \$44,790,493 of which 3.74% is utilized after Exclusions, leaving an allowable margin of \$43,115,493.

**Incorporated Village of Bellport**  
**Debt Service**  
**General & Enterprise Fund**  
**Principal & Interest**

**BOND PRINCIPAL & INTEREST**

<b>GENERAL FUND</b>			
<b>YEAR</b>	<b>Principal</b>	<b>Interest</b>	<b>TOTAL</b>
2027	124,433	29,884	154,317
2028	124,433	27,368	151,801
2029	129,433	24,802	154,235
2030	129,433	22,185	151,618
2031	134,433	19,519	153,952
2032	136,495	16,781	153,276
2033	120,000	14,200	134,200
2034	125,000	11,750	136,750
2035	125,000	9,250	134,250
2036	130,000	6,700	136,700
2037	135,000	4,050	139,050
2038	135,000	1,350	136,350
<b>TOTAL</b>	<b>1,548,660</b>	<b>187,838</b>	<b>1,736,498</b>

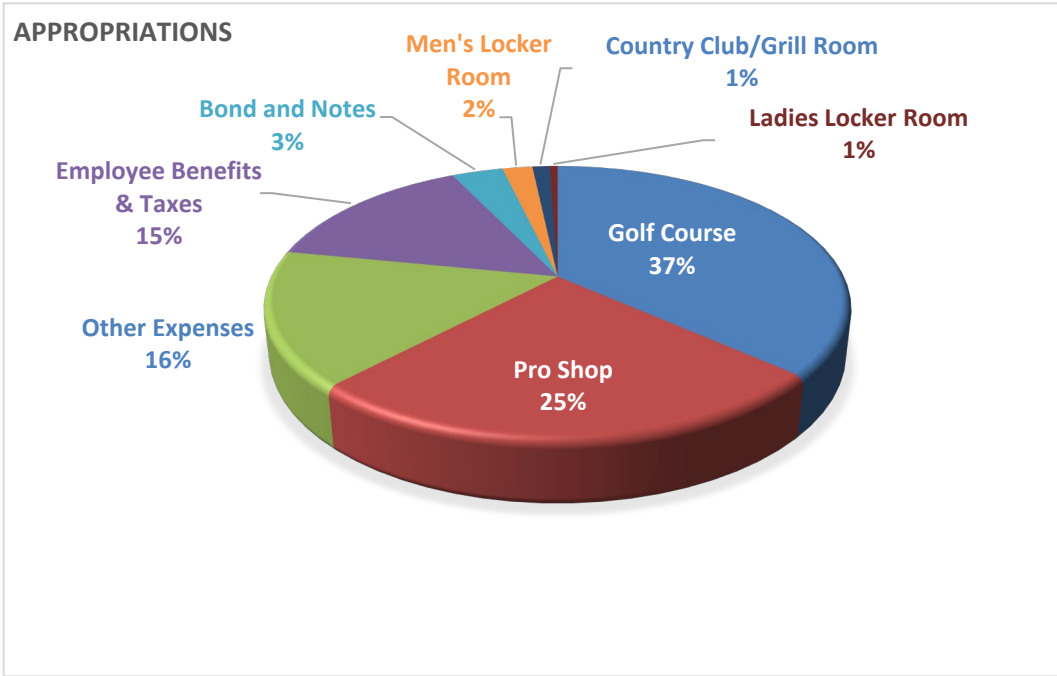
<b>ENTERPRISE FUND</b>			
<b>YEAR</b>	<b>Principal</b>	<b>Interest</b>	<b>TOTAL</b>
2027	20,567	2,542	23,109
2028	20,567	2,091	22,658
2029	20,567	1,641	22,208
2030	20,567	1,190	21,757
2031	20,567	740	21,307
2032	23,505	257	23,762
<b>TOTAL</b>	<b>126,340</b>	<b>8,461</b>	<b>134,801</b>



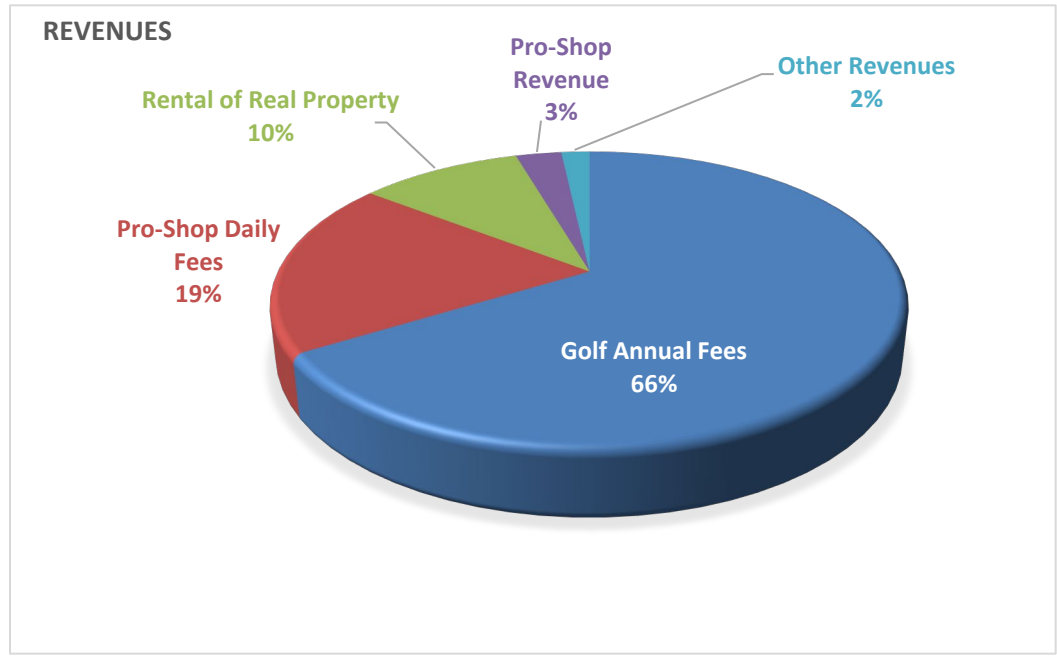
# Golf Enterprise Fund Annual Budget FY 2026-27

**Incorporated Village of Bellport**  
**Enterprise fund**  
**Appropriations & Revenues by Department**  
**FY 2026-27**

<b>APPROPRIATIONS</b>	<b>ADOPTED BUDGET</b>
Golf Course	1,261,325
Pro Shop	879,193
Other Expenses	552,800
Employee Benefits & Taxes	509,950
Bond and Notes	117,875
Men's Locker Room	69,000
Country Club/Grill Room	40,000
Ladies Locker Room	18,000
<b>TOTAL APPROPRIATIONS</b>	<b>3,448,143</b>



<b>REVENUES</b>	<b>ADOPTED BUDGET</b>
Golf Annual Fees	2,289,100
Pro-Shop Daily Fees	666,000
Rental of Real Property	344,492
Pro-Shop Revenue	96,700
Other Revenues	60,000
<b>TOTAL REVENUES</b>	<b>3,456,292</b>



**INCORPORATED VILLAGE OF BELLPORT  
 BUDGET SUMMARY  
 ENTERPRISE FUND  
 FISCAL YEAR 2026-27**

	<b>ADOPTED BUDGET 2026-27</b>	<b>ADOPTED BUDGET 2025-26</b>
<b><u>APPROPRIATIONS:</u></b>		
ENTERPRISE FUND EXPENSE APPROPRIATIONS	\$ 3,448,143	\$ 3,256,536
<b>TOTAL APPROPRIATIONS</b>	<b>\$ 3,448,143</b>	<b>\$ 3,256,536</b>
<b><u>FUNDING SOURCES:</u></b>		
ESTIMATED FUND REVENUES	\$ 3,456,292	\$ 3,256,536
<b>TOTAL FUNDING SOURCE</b>	<b>\$ 3,456,292</b>	<b>\$ 3,256,536</b>
<b>ESTIMATED SURPLUS</b>	<b>\$ 8,149</b>	<b>\$ 0</b>

**Incorporated Village of Bellport  
Summary of Appropriations  
Enterprise Fund - FY 2026-27**

Department/Item	Code	Actual Expended FY 2024-25	Adopted Budget FY 2025-26	Adopted Budget FY 2026-27
<b>GOLF COURSE</b>				
Other Expenses	E7250.4	1,191,265	1,249,910	1,261,325
<b>TOTAL GOLF COURSE</b>		<b>1,191,265</b>	<b>1,249,910</b>	<b>1,261,325</b>
<b>PRO SHOP</b>				
Personal Services	E7260.1	475,970	550,805	580,993
Other Expenses	E7260.4	235,446	292,510	298,200
<b>TOTAL PROSHOP</b>		<b>711,416</b>	<b>843,315</b>	<b>879,193</b>
<b>COUNTRY CLUB</b>				
Other Expenses	E7261.4	40,723	39,000	40,000
<b>TOTAL COUNTRY CLUB</b>		<b>40,723</b>	<b>39,000</b>	<b>40,000</b>
<b>MEN'S LOCKER ROOM</b>				
Other Expenses	E7263.4	66,114	67,000	69,000
<b>TOTAL MEN'S LOCKER ROOM</b>		<b>66,114</b>	<b>67,000</b>	<b>69,000</b>
<b>LADIES' LOCKER ROOM</b>				
Other Expenses	E7264.4	11,531	17,000	18,000
<b>TOTAL LADIES' LOCKER ROOM</b>		<b>11,531</b>	<b>17,000</b>	<b>18,000</b>
<b>OTHER EXPENSES</b>				
Credit Card Charges	E1380.4	22,692	20,000	25,000
Unallocated Liability Insurance	E1910.4	108,086	126,400	132,800
Contigent	E1989.4	-	36,000	60,000
Amortization	E1993.4	192,242	105,000	195,000
Depreciation	E1994.0	135,701	138,000	140,000
<b>TOTAL OTHER EXPENSES</b>		<b>458,721</b>	<b>425,400</b>	<b>552,800</b>

**Incorporated Village of Bellport  
Summary of Appropriations  
Enterprise Fund - FY 2026-27**

Department/Item	Code	Actual Expended FY 2024-25	Adopted Budget FY 2025-26	Adopted Budget FY 2026-27
<b>EMPLOYEE BENEFITS</b>				
State Retirement	E9010.8	42,722	58,000	64,000
Metropolitan Commuter Tax	E9020.8	1,536	2,300	2,500
Social Security	E9030.8	36,180	44,000	45,000
Worker's Compensation	E9040.8	17,347	20,000	30,000
Unemployment Insurance	E9050.8	-	1,171	1,000
Disability Insurance	E9055.8	(197)	450	450
Group Health Insurance	E9060.8	163,794	195,000	220,000
Accrued Sick/Leave	E9064.8	18,784	18,000	20,000
Dental & Optical Insurance	E9065.8	10,240	7,300	7,000
Employee Benefits GASB Allocation	E9089.8	(29,818)	150,000	120,000
<b>TOTAL EMPLOYEE BENEFITS</b>		<b>260,588</b>	<b>496,221</b>	<b>509,950</b>
<b>DEBT SERVICING</b>				
Serial Bonds - Principal	E9710.6	-	20,567	20,567
Serial Bonds - Interest	E9710.7	3,274	2,992	2,542
Capital Lease Principal Payment	E9785.6	-	73,673	76,749
Lease Interest	E9788.7	33,941	21,458	18,017
<b>TOTAL DEBT SERVICING</b>		<b>37,214</b>	<b>118,689</b>	<b>117,875</b>
<b>INTERFUND TRANSFERS</b>				
Transfer To General Fund	E9901.1	-	-	-
<b>TOTAL INTERFUND TRANSFERS</b>		<b>-</b>	<b>-</b>	<b>-</b>
<b>TOTAL ENTERPRISE FUND APPROPRIATIONS:</b>		<b>2,777,572</b>	<b>3,256,536</b>	<b>3,448,143</b>



# Enterprise Fund

## Appropriations & Revenues

### FY 2026-27

**Inc. Village of Bellport  
Enterprise Fund  
Estimate of Expenditures for Fiscal Year 2026-27  
Summary**

<b>Account</b>	<b>Description</b>	<b>Actual Expended FY 2024-25</b>	<b>Adopted Budget FY 2025-26</b>	<b>Modified Budget FY 2025-26</b>	<b>Adopted Budget FY 2026-27</b>	<b>Increase (Decrease) from Adopted Budget</b>	
EM0.6.7250	GOLF COURSE	1,191,265	1,249,910	1,249,910	1,261,325	11,415	1%
EM0.6.7260	PRO SHOP	711,416	843,315	843,315	879,193	35,878	4%
EM0.6.7261	COUNTRY CLUB/GRILL ROOM	40,723	39,000	39,000	40,000	1,000	3%
EM0.6.7263	MEN'S LOCKER ROOM	66,114	67,000	67,000	69,000	2,000	3%
EM0.6.7264	LADIES LOCKER ROOM	11,531	17,000	17,000	18,000	1,000	6%
	OTHER, BENEFITS & DEBT EXPENSES	756,523	1,040,311	1,040,311	1,180,625	140,314	13%
<b>TOTAL ENTERPRISE FUND EXPENSES</b>		<b>2,777,572</b>	<b>3,256,536</b>	<b>3,256,536</b>	<b>3,448,143</b>	<b>191,607</b>	<b>6%</b>

**Inc. Village of Bellport**  
**Enterprise Fund - Golf Course 7250**  
**Estimate of Expenditures for Fiscal Year 2026-27**

Account	Description	Actual Expended FY 2024-25	Adopted Budget FY 2025-26	Modified Budget FY 2025-26	Adopted Budget FY 2026-27	Increase (Decrease) from Adopted Budget	
EM0.6.7250.410	MATERIALS & SUPPLIES	9,476	13,000	13,000	15,000	2,000	15%
EM0.6.7250.420	HEATING/NATURAL GAS	846	1,500	1,500	1,500	-	0%
EM0.6.7250.421	ELECTRIC	3,371	4,000	4,000	4,000	-	0%
EM0.6.7250.424	DIESEL FUEL	4,012	7,500	7,500	7,500	-	0%
EM0.6.7250.425	GASOLINE	11,200	12,000	12,000	12,000	-	0%
EM0.6.7250.440	FEES FOR SERVICES	931,591	945,910	945,910	955,325	9,415	1%
EM0.6.7250.451	EQUIPMENT RENTAL	-	5,000	5,000	5,000	-	0%
EM0.6.7250.452	EQUIPMENT LEASE	2,518	110,500	110,500	110,500	-	0%
EM0.6.7250.465	REPAIRS TO EQUIPMENT	858	2,500	2,500	2,500	-	0%
EM0.6.7250.466	REPAIRS TO PROPERTY	23,460	18,000	18,000	18,000	-	0%
EM0.6.7250.474	SPECIAL MEMBERSHIP ASSESSMENT	121,717	100,000	100,000	100,000	-	0%
EM0.6.7250.475	OTHER EXPENSES	82,215	30,000	30,000	30,000	-	0%
<b>Total Other Expenses</b>		<b>1,191,265</b>	<b>1,249,910</b>	<b>1,249,910</b>	<b>1,261,325</b>	<b>11,415</b>	<b>1%</b>
<b>TOTAL GOLF COURSE</b>		<b>1,191,265</b>	<b>1,249,910</b>	<b>1,249,910</b>	<b>1,261,325</b>	<b>11,414</b>	<b>1%</b>

**Inc. Village of Bellport**  
**Enterprise Fund - Pro Shop 7260**  
**Estimate of Expenditures for Fiscal Year 2026-27**

Account	Description	Actual Expended FY 2024-25	Adopted Budget FY 2025-26	Modified Budget FY 2025-26	Adopted Budget FY 2026-27	Increase (Decrease) from Adopted Budget	
EM0.6.7260.100	PERSONAL SERVICES-ASSNT PRO	151,611	177,480	177,480	186,354	8,874	5%
EM0.6.7260.112	GOLF PROFESSIONAL	142,499	146,770	146,770	153,909	7,139	5%
EM0.6.7260.121	PERSONAL SERVICES-SEASONAL	57,609	95,792	95,792	95,792	-	0%
EM0.6.7260.122	PERSONAL SVCS-SHOP MGR/ALLOCATION	124,251	130,763	130,763	144,938	14,175	11%
<b>Total Personal Services</b>		475,970	550,805	550,805	580,993	30,188	5%
EM0.6.7260.410	MATERIALS & SUPPLIES	7,421	6,500	6,500	7,000	500	8%
EM0.6.7260.412	GOLF SHOP PURCHASES	68,952	78,000	78,000	78,000	-	0%
EM0.6.7260.413	GOLF SHOP SPECIAL ORDERS	33,671	27,000	27,000	27,000	-	0%
EM0.6.7260.421	ELECTRIC & ELECTRIC HEAT	5,555	5,500	5,500	5,500	-	0%
EM0.6.7260.422	TELEPHONE	6,513	7,000	7,000	7,000	-	0%
EM0.6.7260.425	GASOLINE	5,697	8,500	8,500	8,500	-	0%
EM0.6.7260.431	HANDICAP	13,180	15,400	15,400	15,400	-	0%
EM0.6.7260.432	DUES	1,737	4,800	4,800	5,200	400	8%
EM0.6.7260.440	FEES FOR SERVICES	23,626	27,210	27,210	30,000	2,790	10%
EM0.6.7260.442	CLEANING SERVICES	2,833	5,000	5,000	5,000	-	0%
EM0.6.7260.443	CENTRAL ALARM MONITORING	639	600	600	600	-	0%
EM0.6.7260.450	CART LEASE & ADD'L RENTALS	5,541	84,000	84,000	84,000	-	0%
EM0.6.7260.465	REPAIRS TO EQUIPMENT	81	5,000	5,000	6,000	1,000	20%
EM0.6.7260.466	REPAIRS TO PROPERTY	-	5,000	5,000	6,000	1,000	20%
EM0.6.7260.475	OTHER EXPENSES	59,636	10,000	10,000	10,000	-	0%
EM0.6.7260.480	GOLF NEWSLETTER PRODUCTION	363	3,000	3,000	3,000	-	0%
<b>Total Other Expenses</b>		235,445	292,510	292,510	298,200	5,690	2%
<b>TOTAL PRO SHOP EXPENSES</b>		<b>711,416</b>	<b>843,315</b>	<b>843,315</b>	<b>879,193</b>	<b>35,878</b>	<b>4%</b>

**Inc. Village of Bellport**  
**Enterprise Fund - Country Club 7261**  
**Estimate of Expenditures for Fiscal Year 2026-27**

Account	Description	Actual Expended FY 2024-25	Adopted Budget FY 2025-26	Modified Budget FY 2025-26	Adopted Budget FY 2026-27	Increase (Decrease) from Adopted Budget	
EM0.6.7261.420	HEATING FUEL/GAS	9,050	12,000	12,000	12,000	-	0%
EM0.6.7261.421	ELECTRIC	15,897	15,000	15,000	16,000	1,000	7%
EM0.6.7261.423	WATER USAGE	4,466	6,000	6,000	6,000	-	0%
EM0.6.7261.466	REPAIRS TO PROPERTY	9,980	4,000	4,000	4,000	-	0%
EM0.6.7261.475	OTHER EXPENSES	1,330	2,000	2,000	2,000	-	0%
<b>Total Other Expenses</b>		<b>40,723</b>	<b>39,000</b>	<b>39,000</b>	<b>40,000</b>	<b>1,000</b>	<b>3%</b>
<b>TOTAL COUNTRY CLUB EXPENSES</b>		<b>40,723</b>	<b>39,000</b>	<b>39,000</b>	<b>40,000</b>	<b>1,000</b>	<b>3%</b>

**Inc. Village of Bellport**  
**Enterprise Fund - Men's Locker Room 7263**  
**Estimate of Expenditures for Fiscal Year 2026-27**

Account	Description	Actual Expended FY 2024-25	Adopted Budget FY 2025-26	Modified Budget FY 2025-26	Adopted Budget FY 2026-27	Increase (Decrease) from Adopted Budget	
EM0.6.7263.410	MATERIALS AND SUPPLIES	6,659	12,500	12,500	12,500	-	0%
EM0.6.7263.421	ELECTRIC	6,109	5,500	5,500	5,500	-	0%
EM0.6.7263.442	CLEANING SERVICES	52,251	43,000	43,000	45,000	2,000	5%
EM0.6.7263.465	REPAIRS TO EQUIPMENT	-	2,500	2,500	2,500	-	0%
EM0.6.7263.466	REPAIRS TO PROPERTY	1,095	3,500	3,500	3,500	-	0%
<b>Total Other Expenses</b>		66,114	67,000	67,000	69,000	2,000	3%
<b>TOTAL MEN'S LOCKER ROOM EXPENSES</b>		<b>66,114</b>	<b>67,000</b>	<b>67,000</b>	<b>69,000</b>	<b>2,000</b>	<b>3%</b>

**Inc. Village of Bellport**  
**Enterprise Fund - Ladies Locker room 7264**  
**Estimate of Expenditures for Fiscal Year 2026-27**

Account	Description	Actual Expended FY 2024-25	Adopted Budget FY 2025-26	Modified Budget FY 2025-26	Adopted Budget FY 2026-27	Increase (Decrease) from Adopted Budget	
EM0.6.7264.410	MATERIALS AND SUPPLIES	450	600	600	600	-	0%
EM0.6.7264.420	HEATING FUEL OIL	872	900	900	900	-	0%
EM0.6.7264.421	ELECTRIC	1,915	2,500	2,500	2,500	-	0%
EM0.6.7264.442	CLEANING SERVICE	7,519	12,000	12,000	13,000	1,000	8%
EM0.6.7264.465	REPAIRS TO EQUIPMENT	775	500	500	500	-	0%
EM0.6.7264.466	REPAIRS TO PROPERTY	-	500	500	500	-	0%
<b>Total Other Expenses</b>		<b>11,531</b>	<b>17,000</b>	<b>17,000</b>	<b>18,000</b>	<b>1,000</b>	<b>6%</b>
<b>TOTAL LADIES LOCKER ROOM EXPENSES</b>		<b>11,531</b>	<b>17,000</b>	<b>17,000</b>	<b>18,000</b>	<b>1,000</b>	<b>6%</b>

**Inc. Village of Bellport**  
**Enterprise Fund - Other Expenses, Benefits & Debt**  
**Estimate of Expenditures for Fiscal Year 2026-27**

Account	Description	Actual Expended FY 2024-25	Adopted Budget FY 2025-26	Modified Budget FY 2025-26	Adopted Budget FY 2026-27	Increase (Decrease) from Adopted Budget	
EM0.6.1380.474	CREDIT CARD CHARGES	22,692	20,000	20,000	25,000	5,000	25%
EM0.6.1910.430	UNALLOCATED LIABILITY INSURANCE	108,086	126,400	126,400	132,800	6,400	5%
EM0.6.1989.400	CONTINGENT ACCOUNT	-	36,000	36,000	60,000	24,000	67%
EM0.6.1993.4	AMORTIZATION	192,242	105,000	105,000	195,000	90,000	86%
EM0.6.1994.0	DEPRECIATION	135,701	138,000	138,000	140,000	2,000	1%
<b>Total Other Expenses</b>		<b>458,721</b>	<b>425,400</b>	<b>425,400</b>	<b>552,800</b>	<b>127,400</b>	<b>30%</b>
EM0.6.9010.800	STATE RETIREMENT	42,722	58,000	58,000	64,000	6,000	10%
EM0.6.9020.800	METROPOLITAN COMMUTER TAX	1,536	2,300	2,300	2,500	200	9%
EM0.6.9030.800	SOCIAL SECURITY	36,180	44,000	44,000	45,000	1,000	2%
EM0.6.9040.800	WORKER'S COMPENSATION	17,347	20,000	20,000	30,000	10,000	50%
EM0.6.9050.800	UNEMPLOYMENT INSURANCE	-	1,171	1,171	1,000	(171)	-15%
EM0.6.9055.800	DISABILITY INSURANCE	(197)	450	450	450	-	0%
EM0.6.9060.800	GROUP HEALTH INSURANCE	163,794	195,000	195,000	220,000	25,000	13%
EM0.6.9064.800	ACCRUED SICK/LEAVE	18,784	18,000	18,000	20,000	2,000	11%
EM0.6.9065.800	DENTAL & OPTICAL INSURANCE	10,240	7,300	7,300	7,000	(300)	-4%
EM0.6.9089.8	EMP BENEFITS GASB ALLOCATION	(29,818)	150,000	150,000	120,000	(30,000)	-20%
<b>Employee Benefits &amp; Taxes</b>		<b>260,588</b>	<b>496,221</b>	<b>496,221</b>	<b>509,950</b>	<b>13,729</b>	<b>3%</b>
EM0.6.9710.600	SERIAL BONDS - PRINCIPAL	-	20,567	20,567	20,567	-	0%
EM0.6.9710.700	SERIAL BONDS - INTEREST	3,274	2,992	2,992	2,542	(450)	-15%
EM0.6.9785.600	CAPITAL LEASE PRINCIPAL PAYMENT	-	73,673	73,673	76,749	3,076	4%
EM0.6.9788.7	LEASES - INTEREST	33,941	21,458	21,458	18,017	(3,441)	-16%
<b>Total Bond and Notes</b>		<b>37,214</b>	<b>118,690</b>	<b>118,690</b>	<b>117,875</b>	<b>(815)</b>	<b>-1%</b>
<b>TOTAL OTHER, BENEFITS &amp; DEBT EXPENSES</b>		<b>756,523</b>	<b>1,040,311</b>	<b>1,040,311</b>	<b>1,180,625</b>	<b>140,314</b>	<b>13%</b>

**Inc. Village of Bellport  
Enterprise Fund  
Estimate of Revenues for Fiscal Year 2026-27**

Account	Description	Actual Revenues	Adopted Budget	Modified Budget	Adopted Budget	Increase (Decrease)	
		FY 2024-25	FY 2025-26	FY 2025-26	FY 2026-27	from Adopted Budget	
EM0.4.2030	GOLF MEMBERSHIPS	1,834,457	1,974,800	1,974,800	2,074,800	100,000	5%
EM0.4.2031	INITIATION FEE	77,000	63,000	63,000	100,000	37,000	59%
EM0.4.2033	HANDICAP FEES	1,280	1,000	1,000	1,000	-	0%
EM0.4.2034	BAG STORAGE	7,291	10,800	10,800	10,800	-	0%
EM0.4.2035	SPECIAL MEMBERSHIP ASSESSMENT	100,500	100,000	100,000	100,000	-	0%
EM0.4.2037	MENS LOCKER FEES	2,302	2,500	2,500	2,500	-	0%
<b>Total Golf Annual Fees</b>		<b>2,022,830</b>	<b>2,152,100</b>	<b>2,152,100</b>	<b>2,289,100</b>	<b>137,000</b>	<b>6%</b>
EM0.4.2040	GREENS FEES	251,823	200,000	200,000	230,000	30,000	15%
EM0.4.2041	GOLF TOURNAMENTS	66,447	60,000	60,000	67,000	7,000	12%
EM0.4.2042	CART RENTALS	348,354	300,000	300,000	310,000	10,000	3%
EM0.4.2042.1	NON TAX CARTS RENTAL	26,098	25,000	25,000	29,000	4,000	16%
EM0.4.2043.0	SPECIAL ORDERS	51,383	33,000	33,000	30,000	(3,000)	-9%
EM0.4.2043.1	SPEC ORDERS G/C	3,260	-	-	-	-	0%
<b>Total Pro-Shop Daily Fees</b>		<b>747,365</b>	<b>618,000</b>	<b>618,000</b>	<b>666,000</b>	<b>48,000</b>	<b>8%</b>
EM0.4.2045	GOLF SHOP - RETAIL	44,595	42,000	42,000	42,000	-	0%
EM0.4.2045.1	NON TAX RETAIL	-	800	800	700	(100)	-13%
EM0.4.2046	CLOTHING	51,166	44,000	44,000	45,000	1,000	2%
EM0.4.2046.1	NON TAX CLOTHING	-	700	700	500	(200)	-29%
EM0.4.2046.2	CLOTHING OVER \$110	14,751	8,500	8,500	8,500	-	0%
<b>Total Pro-Shop Revenue</b>		<b>110,511</b>	<b>96,000</b>	<b>96,000</b>	<b>96,700</b>	<b>700</b>	<b>1%</b>
EM0.4.2410.1	COUNTRY CLUB RENT	252,506	258,086	258,086	263,792	5,706	2%
EM0.4.2410.3	LESSON RENTAL	500	500	500	500	-	0%
EM0.4.2410.4	HEATING FUEL BCC	7,012	7,000	7,000	7,000	-	0%
EM0.4.2410.5	BCC INSURANCE REIMBURSEMENT	31,235	17,000	17,000	17,000	-	0%
EM0.4.2414	GRILL ROOM RENT	14,650	18,350	18,350	19,200	850	5%
EM0.4.2415	UTILITIES - GRILL RM	21,220	18,000	18,000	19,000	1,000	6%
EM0.4.2416	PARKLAND REIMBURSEMENTS	15,750	23,500	23,500	18,000	(5,500)	-23%
<b>Total Rental of Real Property</b>		<b>342,873</b>	<b>342,436</b>	<b>342,436</b>	<b>344,492</b>	<b>2,056</b>	<b>1%</b>
EM0.4.2401	INTEREST REVENUE	63,889	48,000	48,000	60,000	12,000	25%
EM0.4.2770	OTHER UNCLASSIFIED REVENUES	607	-	-	-	-	0%
<b>Total Other</b>		<b>64,496</b>	<b>48,000</b>	<b>48,000</b>	<b>60,000</b>	<b>12,000</b>	<b>25%</b>
<b>TOTAL REVENUES</b>		<b>3,288,075</b>	<b>3,256,536</b>	<b>3,256,536</b>	<b>3,456,292</b>	<b>199,756</b>	<b>6%</b>



Schedule of Salaries & Wages  
Enterprise Fund  
FY 2026-27

**Incorporated Village of Bellport  
Schedule of Wages and Salaries  
Golf Enterprisel Fund  
FY 2026-27**

Code	Title	Home Department	Headcount	Allocation Percent	Annual Salary	2026-27 Salary Appropriations
EM7260.1	<b>Golf Enterprise</b>					
	Golf Professional	ProShop	1	100%	\$153,909	\$153,909
	Assistant Pro	ProShop	1	100%	\$65,772	\$65,772
	Assistant Pro	ProShop	1	100%	\$65,772	\$65,772
	Assistant Pro	ProShop	1	100%	\$54,810	\$54,810
	Seasonal	ProShop	8	100%	\$40,742	\$40,742
	Seasonal	ProShop	6	100%	\$34,650	\$34,650
	Seasonal	ProShop	1	100%	\$20,400	\$20,400
	Highway Superintendent	Street Cleaning		15%	\$137,138	\$20,571
	Automotive Equipment Operator I	Street Cleaning		3%	\$69,901	\$2,097
	Maintenance Mechanic III	Street Cleaning		10%	\$89,922	\$8,992
	Assistant Highway Superintendent	Street Cleaning		3%	\$92,934	\$2,788
	Automotive Equipment Operator	Street Cleaning		3%	\$64,293	\$1,929
	Maintenance Mechanic III	Street Cleaning		10%	\$84,011	\$8,401
	Maintenance Mechanic III	Refuse and Garbage		10%	\$90,238	\$9,024
	Automotive Equipment Operator I	Refuse and Garbage		3%	\$81,335	\$2,440
	Automotive Equipment Operator I	Refuse and Garbage		3%	\$81,335	\$2,440
	Automotive Equipment Operator	Refuse and Garbage		3%	\$74,714	\$2,241
	Laborer	Refuse and Garbage		3%	\$46,654	\$1,400
	Deputy Village Clerk	Village Clerk		3%	\$70,000	\$2,100
	TBD	Village Clerk		7%	\$82,352	\$5,765
	Secretary to Mayor	Village Clerk		30%	\$64,275	\$19,282
	Village Clerk	Village Clerk		10%	\$150,000	\$15,000
	Village Treasurer	Treasurer		15%	\$136,000	\$20,400
	Deputy Treasurer	Treasurer		15%	\$70,000	\$10,500
	Constables	Code Enforcement		5%	\$191,368	\$9,568
<b>TOTAL Golf Enterprise Fund Personal Services</b>					<b>\$2,112,525</b>	<b>\$580,993</b>



# Capital Plan - 5 Year Summary

## FY 2027 - 2031

### Enterprise Fund

**INCORPORATED VILLAGE OF BELLPORT  
FISCAL YEARS 2027 THROUGH 2031 FIVE YEAR CAPITAL EQUIPMENT/IMPROVEMENT PLAN  
ENTERPRISE FUND SUMMARY OF REQUEST**

<b>PROJECT NAME</b>	<b>DEPARTMENT</b>	<b>GL ACCT</b>	<b>PRIOR YEAR 2025/26</b>	<b>FISCAL YEAR 2026/27</b>	<b>FISCAL YEAR 2027/28</b>	<b>FISCAL YEAR 2028/29</b>	<b>FISCAL YEAR 2029/30</b>	<b>FISCAL YEAR 2030/31</b>	<b>5 YEAR PLAN TOTAL</b>
Howell's Creek Erosion	Golf Course	EM0.1.101	1,638,000	-	-	-	-	-	-
New Building/Repairs	Pro Shop	EM0.1.105	3,060,000	-	-	4,080,000	-	-	4,080,000
New Irrigation System	Golf Course	EM0.1.103	-	-	-	-	2,020,000	-	2,020,000
Golf Cart Paths	Golf Course	EM0.1.106	82,500	126,000	-	-	-	-	126,000
<b>TOTAL PROPOSED PROJECTS</b>			<b>\$ 4,780,500</b>	<b>\$ 126,000</b>	<b>\$ -</b>	<b>\$ 4,080,000</b>	<b>\$ 2,020,000</b>	<b>\$ -</b>	<b>\$ 6,226,000</b>
<b>FUNDING SOURCE:</b>									
	Operating Appropriation		82,500	126,000	-	-	-	-	126,000
	Public Borrowing - BOND/BAN		3,060,000		-	4,080,000	2,020,000	-	6,100,000
	Grants		1,638,000		-	-	-	-	-
			<b>\$ 4,780,500</b>	<b>\$ 126,000</b>	<b>\$ -</b>	<b>\$ 4,080,000</b>	<b>\$ 2,020,000</b>	<b>\$ -</b>	<b>\$ 6,226,000</b>